

2024 Kansas WHEAT SEED BOOK



*Kansas Crop
Improvement Association*

KANSAS STATE
UNIVERSITY

PUBLISHED BY:



HIGH PLAINS
JOURNAL™

**KANSAS PERFORMANCE
TESTS WITH WINTER WHEAT
VARIETIES**

REPORT OF PROGRESS 1186
Kansas State University Agricultural
Experiment Station and Cooperative
Extension Service

**KANSAS CERTIFIED SEED
DIRECTORY** of producers of field
crops including wheat, spring oats,
triticale, rye, canola, and winter barley

Kauffman SEEDS

PROVIDING THE BEST VARIETIES FOR YOUR FARM
FROM THE LEADING WHEAT GENETICS BRANDS



WHEAT
ALLIANCE

WestBred[®]

AgriPro[®]



Clearfield[®]
Production System for Wheat

Contact Us!

9218 S. Halstead Street, Hutchinson, KS 67501 | 800.634.2836 | Info@kauffmanseed.com | KauffmanSeed.com

START STRONG. GROW STRONG. YIELD STRONG.



**WE'VE GOT YOU
COVERED, KANSAS.**

**Help protect your yields with
biological products.**



**FIND YOUR
RETAILER**



Indigo does not guarantee any specific outcomes. A wide range of variables affect product performance, your results may vary. Additional terms, conditions and limitations may apply. Product may not be available in all areas.

TABLE OF CONTENTS

KANSAS PERFORMANCE TESTS WITH WINTER WHEAT VARIETIES

| | |
|--|----|
| 2024 WHEAT CROP REVIEW | 5 |
| <i>Weather and Crop Development, Diseases, and Insects, Harvest Statistics</i> | |
| 2024 PERFORMANCE TESTS | 7 |
| <i>Varieties, Results and Variety Characterization, Electronic Access, Research and Duplication Policy, and Contributors</i> | |
| TABLE 1 ENTRANTS | 9 |
| TABLE 2 COMPARISONS OF LEADING WINTER WHEAT VARIETIES | 9 |
| TABLE 3 NORTH CENTRAL DRYLAND TESTS | 10 |
| TABLE 4 SOUTHEAST DRYLAND TESTS | 12 |
| TABLE 5 SOFT DRYLAND TEST | 13 |
| TABLE 6 EAST CENTRAL DRYLAND TESTS | 14 |
| TABLE 7 SOUTH CENTRAL DRYLAND TESTS | 16 |
| TABLE 8 SOUTH CENTRAL NON-TREATED DRYLAND TEST | 18 |
| TABLE 9 WEST CENTRAL DRYLAND TESTS | 19 |
| TABLE 10 WESTERN DRYLAND TESTS | 21 |
| TABLE 11 WESTERN IRRIGATED TESTS | 22 |

KANSAS CERTIFIED SEED DIRECTORY

| | |
|---|-----------------------------|
| KCIA DIRECTORS, OFFICERS & STAFF, PLANT VARIETY PROTECTION | 24 |
| HARD RED WINTER WHEAT | 25 |
| 122016W..... 25 | CP 7017 AX..... 28 |
| 2464411..... 25 | CRESCENT AX..... 30 |
| 9447004..... 25 | DOUBLESTOP CL PLUS..... 30 |
| AG GOLDEN..... 25 | EVEREST..... 30 |
| AG ICON..... 25 | GREEN HAMMER..... 30 |
| AG RADICAL..... 25 | GUARDIAN..... 30 |
| AM CARTWRIGHT..... 25 | HIGH COTTON..... 30 |
| AP BALDY..... 25 | HIGH COUNTRY..... 31 |
| AP BIGFOOT..... 25 | KIVARI AX..... 31 |
| AP EVERROCK..... 26 | KS AHEARN..... 31 |
| AP LONGJACK..... 26 | KS BILL SNYDER..... 31 |
| AP PROLIFIC..... 26 | KS DALLAS..... 32 |
| AP ROADRUNNER..... 27 | KS HAMILTON..... 32 |
| AP SUNBIRD..... 27 | KS HATCHETT..... 32 |
| AP18 AX..... 27 | KS MAKO..... 33 |
| AP24 AX..... 27 | KS PROVIDENCE..... 33 |
| AVERY..... 27 | KS TERRITORY..... 34 |
| BOB DOLE..... 27 | KS WESTERN STAR..... 35 |
| BRAWL CL PLUS..... 28 | LANGIN..... 35 |
| BREADBOX..... 28 | LARRY..... 35 |
| BYRD..... 28 | LCS ATOMIC AX..... 35 |
| BYRD CL PLUS..... 28 | LCS CHROME..... 36 |
| CANVAS..... 28 | LCS GALLOWAY AX..... 36 |
| | LCS HELIX AX..... 36 |
| | LCS JULEP..... 36 |
| | LCS MINT..... 36 |
| | LCS PHOTON AX..... 36 |
| | LCS RUNNER..... 36 |
| | LCS STEEL AX..... 36 |
| | LCS VALIANT..... 37 |
| | LCS WARBLER AX..... 37 |
| | OAKLEY CL..... 37 |
| | OK CORRAL..... 37 |
| | PARADISE..... 37 |
| | PARADOX..... 37 |
| | ROCK STAR..... 37 |
| | SHOWDOWN..... 37 |
| | SMITH'S GOLD..... 37 |
| | SPIRIT RIDER..... 37 |
| | STRAD CL PLUS..... 37 |
| | SY 517 CL2..... 37 |
| | SY ACHIEVE CL2..... 37 |
| | SY GRIT..... 37 |
| | SY MONUMENT..... 37 |
| | SY WOLVERINE..... 38 |
| | T154..... 38 |
| | T158..... 38 |
| | TAM 114..... 39 |
| | TAM 115..... 39 |
| | WB-GRAINFIELD..... 39 |
| | WB4269..... 39 |
| | WB4347..... 39 |
| | WB4401..... 39 |
| | WB4422..... 40 |
| | WB4444..... 41 |
| | WB4445CLP..... 41 |
| | WB4462..... 41 |
| | WB4510CLP..... 41 |
| | WB4523..... 41 |
| | WB4595..... 41 |
| | WB4632..... 41 |
| | WB4699..... 42 |
| | WB4733CLP..... 42 |
| | WB4739AX..... 42 |
| | WB4792..... 42 |
| | WHISTLER..... 42 |
| | WINTERHAWK..... 43 |
| | ZENDA..... 43 |
| HARD WHITE WINTER WHEAT | 43 |
| JOE..... 43 | KS BIG BOW..... 43 |
| | KS SILVERADO..... 44 |
| | LCS WHITE LIGHTNING..... 44 |
| OTHER CROPS - BARLEY, TRITICALE, OATS, SOFT RED WINTER WHEAT, SPRING WHEAT | 44 |
| KCIA APPROVED CONDITIONERS | 46 |

2024 WHEAT CROP REVIEW

Weather and Crop Development

Fall growing conditions

The 2023-24 winter wheat crop in Kansas had, overall, a great start to the growing season – with the exception of some areas around Hays and in the far northwest portion of the state. During September, the wheat growing areas of the state received anywhere from zero (in the two areas above) to as much as 3.25 inches of precipitation. This triggered much of western Kansas wheat to be sown, even though some of it was toward the early portion of the optimum sowing window (i.e., early- to mid-September).

These rainfalls coupled with timely sowing resulted in what was likely the best-looking fall emerged wheat crop in southwest Kansas during the last three to four years. Subsequently, most of the state received decent rain showers between October and November as well. Overall, the wheat growing region of the state received from ~0.25 to 6.50 inches of precipitation during the period from September 1 to November 30, 2023, resulting in excellent emergence and crop establishment in the fall across the state.

It is important to note, however, that the 2023-24 season occurred after three consecutive years of La Nina, which depleted subsoil moisture for the majority of the state. Thus, the crop was more dependent than usual on in-season rainfall due to primarily moisture-depleted subsoils. The fall was also relatively warm, with departure from normal temperatures during September to November ranging from +1 to +5 degrees Fahrenheit. These conditions were conducive for large amounts of biomass production by the wheat crop that emerged on time. Some wheat fields showed as much as ~2,000 pounds of dry matter production per acre in late November, whereas it has not been unusual to see ~500 pounds of dry matter per acre in the past few years that were less conducive for stand establishment and crop growth.

These conditions had a few major implications: first, the crop was in a good shape going into the winter, potentially prepared for harsher weather due to decent fall development. Second, the larger crop also demanded more water, likely using the majority of whatever water was available in the fall. For many fields in the Hays area and far northwest, which missed the September precipitation events, emergence did not occur until sometime in the winter, so the above implications did not apply. This crop had very variable stands due to the late emergence, which persisted through the growing season.

Winter growing conditions

With few exceptions, the winter was overall warmer than normal, with about average moisture (though with localized dry/wet patterns within the state) and a few large snowfall events. Departure from normal temperature during January to March ranged from zero to about +5 degrees Fahrenheit, and departure from normal precipitation ranged from –3 inches in parts of south central/southwest Kansas to +2.25 inches in parts of northwest Kansas. During an entire week in mid-January 2024, temperatures dropped to near -20 degrees Fahrenheit, which could have been conducive to winterkill except for the snowfall of up to 10 inches that accompanied the cold spell. Overall, winter conditions were still promising for a decent crop, although they continued to promote above average crop growth.

Early spring growing conditions

Warmer than average temperatures continued to be the norm during early spring, however drought conditions started to establish across the wheat growing region of the state (central and western Kansas). The period from February 1 to April 30 was +2 to +8 degrees Fahrenheit above normal, with departure from normal precipitation ranging from –6 to zero inches for the majority of the state (with exception of a limited region of northwest Kansas around Phillips and Norton counties that received up to +1.5 to +3 inches of precipitation compared to normal). This very dry spring had a few major consequences to the wheat crop: First, this is the time of the year when many growers are applying nitrogen and sulfur fertilizers, which need moisture to leach into the root zone and be absorbed by the crop. The dry conditions were not conducive for proper fertilizer incorporation into the soil, thus making it likely unavailable for crop uptake in large portions of the state. Second, due to warmer than average temperatures, the crop spring development started relatively early (mid-March in south central Kansas, as compared to some years in which it does not start until as late as the first ten days in April). Third, the dry conditions made the crop more prone to spring freeze damage, since dry soils do not have the same buffer capacity against temperature changes as wet soils. During the last week of March, the air temperatures dropped into the lower teens across the state, being sustained below 24 degrees Fahrenheit for as many as 16 hours. The wheat crop was well past the jointing stages of development in parts of south central and southwest Kansas, stages that are more sensitive to cold temperatures. This resulted in winterkill of many tillers due to cold damage, also impairing the crop's yield potential across the

state, especially in the region around Saline County and south to McPherson and Reno counties.

In general, the warmer than average coupled with dry conditions persisted through most of the month of May. However, there were a few scattered and spotty rainfall events during May that resulted in fields with good yield potential.

The combination of large biomass production in the fall and winter, with severely dry and warm spring conditions and a freeze event late March, with some scattered spring rainfall events resulted in extremely variable wheat conditions across the majority of the state.

The large fall biomass production required those particular fields to use more water during the unproductive vegetative stages of growth, running out of water during the subsequent dry spring. These fields became variable and wavy, with drought-stricken portions near the better, lower parts of the field that accumulated more water. Symptoms of extreme drought stress in these fields included extremely reduced plant height and biomass, and a delayed development that accelerated through the flowering period due to day length.

These fields were common in the southwest portion of the state, in the region from about Ness County south and west, as far east as the Stafford to Barber county lines. Beyond within-field variability in this region, there was very large field-to-field variability depending upon rainfall availability. For instance, it was common to have very low, estimated 20-bushel per acre fields just a few miles away from fields that could average 80 bushels per acre or more in mid-May. We usually see large differences due to cropping systems, especially in dry seasons where previous crop and cropping intensity can cause large differences on the yield potential of the wheat crop. Due to the spotty nature of the rainfall in the season, growers reported that crop status was considerably more related to rainfall distribution than to cropping systems. At times, continuous cropped fields performed better than fallow ground if the continuous cropping happened to receive some rain that the fallow ground did not.

Grain filling period

Starting during mid-May through early June, the departure from average precipitation became positive and the departure from average temperature became negative. A total of up to 6.5 inches of precipitation accumulated in this period, and temperatures were as many as 1 degree Fahrenheit below average. Combined, precipitation and temperature regimes were nearly ideal for grain yield development, ensuring some grain production and good test weight despite an already limited yield potential due to the spring drought. With grain filling period happening under predominantly cool and wet conditions, most growers were able to harvest an average crop with good

test weight. For some growers in parts of Norton and Phillips counties, yields were very high since that part of the state received some more rainfall events than other parts of the state. (Romulo Lollato, Kansas State University Extension Wheat Specialist and Chip Redmond, Kansas State University Mesonet Manager)

Diseases

All three rusts (stripe rust, leaf rust, and stem rust) were active in the 2023-24 wheat crop with severe stripe rust observed in areas that received rainfall in early May. Conditions in Texas were favorable for stripe rust overwintering in the fall and high levels of stripe rust were confirmed in Texas in January and in Oklahoma in February. Stripe rust was confirmed in Sumner County, Kansas on April 9 and in subsequent counties in the weeks following, but generally stayed at low levels through April. May rainfall brought on more severe stripe rust in parts of the state. Leaf rust came on later in the season and was most severe in south-central counties. Stem rust was active in the state earlier than usual with higher-than-normal levels of this disease on susceptible varieties. Again, rust pressure was highly variable between fields due to variability in moisture patterns.

Wheat streak mosaic virus was widespread across the state, with high prevalence in the norther tier of counties. Interestingly, the virus was active at high levels again in the central corridor of the state with pockets of severe infection. Several fields tested positive for Triticum mosaic virus (TriMV) which appears to be increasing in prevalence. This is important, because the resistance genes that work against wheat streak mosaic virus are not effective against TriMV. WSMV, TriMV, and several other wheat viruses are vectored by the wheat curl mite (see note below in the Insects section about wheat curl mite abundance).

Notable levels of dryland foot rot/Fusarium foot rot were observed through south central Kansas. This disease can be easily confused with drought damage as it results in complete tiller death leading to white tillers. (Kelsey Andersen Onofre, Department of Plant Pathology, Kansas State University)

Insects

Fortunately, wheat pests did not cause widespread problems to the 2023-2024 wheat crop. However, there were areas that did have problems. Army cutworm moths were noted depositing eggs in wheat fields in the fall of 2023. These eggs hatched, and the larvae started feeding in late fall 2023, and continued through the winter and early spring 2024. This larval leaf feeding, plus dry conditions in many areas of the state, caused the loss of many acres of wheat.

Another pest that seems to be on the increase across the state is wheat curl mites, which often vector some of the viruses that cause wheat streak mosaic disease. These mites populations can be reduced by controlling volunteer wheat. This is easily said but not always easily accomplished. But we are noting increases of wheat curl mites and Hessian flies, especially in the western third of Kansas. (Jeff Whitworth, Kansas State University Department of Entomology)

Harvest Statistics

The Kansas Agricultural Statistics’ July estimate of the 2024 crop was 307 million bushels from 7.15 million acres, up 53% from last year’s crop. Yield per harvested acre is expected to average 43 bushels per acre, up 8 bushels from last year’s final yield. (July 2024, *Crops Report*, Kansas Agricultural Statistics)

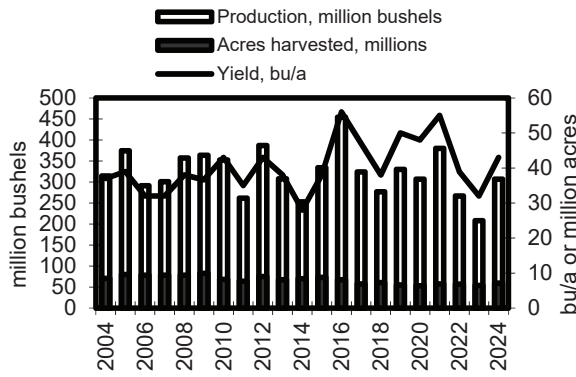


Figure 1. Historical Kansas wheat production

SY Monument remained the top-seeded variety in Kansas for the fifth consecutive year, accounting for 4.4% of the state’s planted acres. Winterhawk moved into the second position with 4.2%. Bob Dole tied WB Grainfield for third with 3.4%. SY Wolverine rounded out the top 5 with 3.1% of the seeded acreage in Kansas. (March 2024, *Wheat Variety*, Kansas Agricultural Statistics)

| | | |
|-------------------|------------------------|------------------------|
| TAM 114 6.0 | SY Monument 7.6 | Rock Star 6.5 |
| SY Wolverine 5.9 | WB Grainfield 7.1 | KS Venada (D) |
| WB Grainfield 5.5 | Winterhawk 3.6 | LCS Chrome (D) |
| Byrd 4.7 | Bob Dole 3.1 | TAM 111 (D) |
| KS Dallas 4.7 | WB 4422 2.8 | Zenda (D) |
| Canvas 11.4 | SY Monument 11.2 | WB 4515 9.3 |
| Langin 9.6 | Rock Star 6.8 | Bob Dole 8.4 |
| Joe+ 7.9 | Bob Dole 5.9 | Zenda 4.4 |
| T158 7.1 | WB Grainfield 3.9 | Everest 3.6 |
| WB Grainfield 4.6 | WB 4699 3.0 | Pioneer 26R61 (D) |
| Winterhawk 14.2 | Bob Dole 8.6 | Everest 6.5 |
| Joe+ 8.4 | Doublestop CL Plus 5.4 | Zenda 5.5 |
| SY Wolverine 5.1 | Zenda 5.4 | WB4401 5.4 |
| WB Grainfield 4.0 | SY Monument 4.7 | WB4515 3.1 |
| WB 4792 3.4 | Smith’s Gold 3.4 | Doublestop CL Plus (D) |

Figure 2. Leading wheat varieties in Kansas; percentage of seeded acreage for 2024 crop

2024 PERFORMANCE TESTS

The Kansas Agricultural Experiment Station annually compares both new and currently grown varieties in the state’s major crop-producing areas. These performance tests generate unbiased performance information designed to help Kansas growers select wheat varieties suited for their area and conditions.

One-year or one-location results can be misleading because of the possibility of unusual weather or pest conditions. **Be sure to keep extenuating environmental conditions in mind when examining test results.** For more information please visit: agronomy.k-state.edu/outreach-and-services/crop-performance-tests.

Varieties

Public varieties are selected for inclusion in the tests on the basis of several criteria. Most represent new or established varieties from Oklahoma, Texas, and Colorado with potential for successful use in Kansas entered at the request of the originating institution.

Originators or marketers enter privately developed varieties voluntarily. Entrants choose both the entries and test sites. The 2024 entrants are listed in Table 1.

Results and Variety Characterization

Results from Kansas tests are presented in Tables 3 through 9. Yields are reported as bushels per acre (60 lb/bu) and are adjusted to a moisture content of 13% where moistures were reported at harvest. Yields also are converted to percentages of the test average to speed recognition of the highest-yielding entries. Multi-year averages are presented for those varieties entered more than 1 year.

Additional information such as test weight, heading date, and plant height is helpful for fine-tuning variety comparisons. Planting varieties with a range of maturities helps minimize weather risks.

At the bottom of each table is the (0.05) least significant difference (LSD) for each column of replicated data. One can think of the LSD as a “margin of error” that shows how big the difference between two varieties must be for one to be 95% confident that the difference is real. The use of the LSD is intended to reduce the chance of overemphasizing small differences. Small variations in soil structure, fertility, water-holding characteristics, and other test-site characteristics can cause considerable yield variation among plots of one variety.

Electronic Access

To access crop performance testing information electronically, visit the website at: agronomy.k-state.edu/outreach-and-services/crop-performance-tests

Research and Duplication Policy

When companies submit entries, permission is given to Kansas State University to test varieties and/or hybrids designated on the entry forms in the manner indicated in the test announcements. Seed submitted for testing should be a true sample of the seed being offered for sale.

All results from Kansas Crop Performance Tests belong to the university and the public and shall be controlled by the university to produce the greatest benefit to the public. Performance data may be used in the following ways: 1) Tables may be reproduced in their entirety, provided the source is referenced and data are not manipulated or reinterpreted; and 2) advertising statements by an individual company about the performance of its entries may be made as long as they are accurate statements about the data as published, with no reference to other companies' names or cultivars. In both cases, the following must be included with the reprint or ad citing the appropriate publication number and title: "See the official Kansas State University Agricultural Experiment Station and Cooperative Extension Service Report of Progress 1186 '2024 Kansas Performance Tests with Winter Wheat Varieties,' or the Kansas Crop Performance Test website, agronomy.k-state.edu/outreach-and-services/crop-performance-tests for details. Endorsement or recommendation by Kansas State University is not implied."

Brand names appearing in this publication are for product identification purposes only. No endorsement is intended, nor is criticism implied of similar products not mentioned.

Copyright 2024 Kansas State University Agricultural Experiment Station and Cooperative Extension Service. Contents of this publication may be freely reproduced for educational purposes. All other rights reserved. In each case, give credit to the author(s), 2024 Kansas Performance Tests with Winter Wheat Varieties, Kansas State University, August 2024. Contribution number 25-030-S from the Kansas Agricultural Experiment Station.

CONTRIBUTORS

Main Station, Manhattan

Jane Lingenfelter, assistant agronomist
Kelsey Andersen Onofre, Extension Plant Pathology
Romulo Lollato, Extension Agronomy
Chip Redmond, Kansas Weather Data Library
Jeff Whitworth, Extension Entomology

Experiment Fields

Eric Adee, Ottawa
Scott Dooley, Scandia
Darren Hibdon, Ottawa
Michael Larson, Scandia
Keith Thompson, Hutchinson

Research Centers

Garth Blackburn, Parsons
Amanda Burnett, Tribune
Lucas Haag, Colby
Gretchen Sassenrath, Parsons

Cooperators

Mike and Tanner Brown, Colby
Marty Fletchall, Beloit
Gayle and Denton Haag, Decatur
Brian Yutzy, Hutchinson

Table 3. 2024 NORTH CENTRAL Kansas dryland winter wheat performance test

| Brand / Name | BE ¹ | BL ² | Av. | BE | BL | Av. | BE | BL | Av. |
|--------------------|-----------------|-----------------|------|-------------------|-------|-------|------------|------|------|
| | yield (bu/a) | | | % of test average | | | tw (lb/bu) | | |
| AGRIPRO | | | | | | | | | |
| AP PROLIFIC | 55.3 | 25.8 | 40.5 | 97.9 | 92.2 | 95.0 | 58.5 | 52.2 | 55.4 |
| AP Bigfoot | 48.9 | 23.6 | 36.3 | 86.6 | 84.4 | 85.5 | 58.1 | 49.0 | 53.6 |
| AP24 AX | 57.6 | 25.7 | 41.6 | 101.9 | 91.9 | 96.9 | 57.2 | 52.5 | 54.8 |
| SY Wolverine | 55.2 | 30.1 | 42.7 | 97.7 | 107.7 | 102.7 | 58.9 | 55.4 | 57.2 |
| AGSECO | | | | | | | | | |
| AG Icon | 40.3 | 28.3 | 34.3 | 71.3 | 101.2 | 86.2 | 59.2 | 53.9 | 56.6 |
| AG Golden | 62.4 | 27.3 | 44.9 | 110.4 | 97.7 | 104.1 | 56.9 | 51.1 | 54.0 |
| AG Radical | 50.2 | 31.3 | 40.7 | 88.9 | 111.7 | 100.3 | 57.3 | 55.4 | 56.3 |
| ARMOR | | | | | | | | | |
| AR Iron Eagle 22AX | 54.0 | 29.9 | 41.9 | 95.5 | 106.8 | 101.1 | 58.6 | 53.4 | 56.0 |
| CROPLAN | | | | | | | | | |
| CP7017 AX | 51.7 | 33.6 | 42.6 | 91.5 | 120.0 | 105.8 | 58.7 | 57.2 | 57.9 |
| CP7266AX | 51.4 | 20.9 | 36.2 | 91.1 | 74.7 | 82.9 | 57.5 | 50.0 | 53.8 |
| CP7909 | 53.6 | 28.9 | 41.2 | 94.8 | 103.2 | 99.0 | 57.8 | 54.0 | 55.9 |
| CP7869 | 60.5 | 28.1 | 44.3 | 107.0 | 100.6 | 103.8 | 58.7 | 52.7 | 55.7 |
| CP7220 | 56.1 | 33.0 | 44.5 | 99.3 | 118.0 | 108.6 | 58.2 | 56.6 | 57.4 |
| KWA | | | | | | | | | |
| KS BILL SNYDER | 72.3 | 24.6 | 48.4 | 128.0 | 87.9 | 108.0 | 60.0 | 57.4 | 58.7 |
| KS MAKO | 73.1 | 27.4 | 50.2 | 129.4 | 97.8 | 113.6 | 59.9 | 52.1 | 56.0 |
| KS PROVIDENCE | 54.1 | 28.8 | 41.4 | 95.8 | 102.9 | 99.3 | 58.3 | 53.3 | 55.8 |
| LIMAGRAIN | | | | | | | | | |
| LCS Atomic AX | 54.8 | 30.8 | 42.8 | 96.9 | 110.2 | 103.6 | 59.6 | 57.4 | 58.5 |
| LCS Helix AX | 61.6 | 33.8 | 47.7 | 109.0 | 120.7 | 114.8 | 60.0 | 57.5 | 58.7 |
| LCS Julep | 49.8 | 24.1 | 36.9 | 88.1 | 86.1 | 87.1 | 58.2 | 49.1 | 53.6 |
| LCS Radar | 42.7 | 21.3 | 32.0 | 75.6 | 76.1 | 75.9 | 59.4 | 49.0 | 54.2 |
| LCS Runner | 52.9 | 27.7 | 40.3 | 93.7 | 99.0 | 96.3 | 58.2 | 53.9 | 56.0 |
| LCS Steel AX | 54.9 | 25.6 | 40.2 | 97.1 | 91.7 | 94.4 | 56.9 | 52.0 | 54.5 |
| LCS Warbird | 67.2 | 28.7 | 48.0 | 118.9 | 102.8 | 110.8 | 59.0 | 54.6 | 56.8 |
| OGI | | | | | | | | | |
| Showdown | 63.7 | 30.1 | 46.9 | 112.7 | 107.4 | 110.1 | 58.0 | 54.7 | 56.3 |
| Paradox | 50.3 | 24.9 | 37.6 | 89.1 | 88.9 | 89.0 | 57.7 | 53.2 | 55.4 |
| PLAINSGOLD | | | | | | | | | |
| Canvas | 64.7 | 30.3 | 47.5 | 114.5 | 108.4 | 111.5 | 59.6 | 55.4 | 57.5 |
| Crescent AX | 52.9 | 34.7 | 43.8 | 93.6 | 124.2 | 108.9 | 59.5 | 57.1 | 58.3 |
| CO18D297R | 53.9 | 27.2 | 40.5 | 95.4 | 97.2 | 96.3 | 58.2 | 52.6 | 55.4 |
| POLANSKY | | | | | | | | | |
| Rock Star | 62.6 | 27.8 | 45.2 | 110.8 | 99.3 | 105.1 | 57.7 | 53.0 | 55.3 |
| Paradise | 65.6 | 25.5 | 45.6 | 116.2 | 91.3 | 103.8 | 58.7 | 55.2 | 57.0 |
| High Country | 51.5 | 27.3 | 39.4 | 91.2 | 97.7 | 94.4 | 59.4 | 54.4 | 56.9 |
| Golden Hawk | 55.3 | 29.3 | 42.3 | 97.9 | 104.8 | 101.3 | 57.4 | 53.0 | 55.2 |
| WESTBRED | | | | | | | | | |
| WB4347 | 60.1 | 35.0 | 47.6 | 106.5 | 125.2 | 115.8 | 59.7 | 57.3 | 58.5 |
| WB4401 | 73.6 | 27.7 | 50.6 | 130.2 | 99.0 | 114.6 | 59.8 | 53.8 | 56.8 |
| WB4422 | 54.9 | 25.6 | 40.2 | 97.2 | 91.4 | 94.3 | 58.6 | 55.5 | 57.1 |
| WB4523 | 59.6 | 23.0 | 41.3 | 105.6 | 82.2 | 93.9 | 58.5 | 56.1 | 57.3 |
| WB4699 | 41.1 | 27.3 | 34.2 | 72.8 | 97.8 | 85.3 | 56.2 | 54.9 | 55.6 |
| AVERAGE | 56.5 | 28.0 | 42.2 | 100.0 | 100.0 | 100.0 | 58.5 | 53.7 | 56.1 |
| CV (%) | 4.3 | 2.4 | -- | 4.3 | 2.4 | -- | 0.4 | 1.2 | -- |
| LSD (0.05) | 7.8 | 3.4 | -- | 13.9 | 12.2 | -- | 1.0 | 3.2 | -- |

¹BE=Belleville, KS, North Central Experiment Field, Republic County.

²BL=Beloit, KS, Marty Fletchall's field, Mitchell County.

*Yields must differ by more than the LSD value to be considered statistically different.

Table 3 continued. 2024 NORTH CENTRAL Kansas dryland winter wheat performance test

| 2023-2024 Season | Belleville | Beloit |
|---------------------------------|----------------------|----------------------|
| Date Planted | 10/20/2023 | 11/30/2023 |
| Previous Crop | soybean | soybean |
| Primary Tillage | no till | no till |
| Fertility | 90-0-0 lbs/a N, P, K | 41-0-0 lbs/a N, P, K |
| Date Harvested | 7/5/2024 | 7/23/2024 |
| Seasonal precipitation (inches) | 16.79 | 12.23 |
| Normal precipitation (inches) | 19.48 | 19.72 |

NORTH CENTRAL multi-year averages (2022-2024)

| Brand / Name | -BE- | | BL | |
|------------------|----------------|------|------|------|
| | 2 yr | 3 yr | 2 yr | 3 yr |
| | (bushels/acre) | | | |
| AGRIPRO | | | | |
| AP BIGFOOT | 31.4 | 28.2 | -- | 55.2 |
| AP PROLIFIC | 37.5 | 33.7 | -- | 56.8 |
| SY WOLVERINE | 46.2 | 40.0 | -- | 56.7 |
| AGSECO | | | | |
| AG ICON | 29.1 | 27.8 | -- | 54.9 |
| AG RADICAL | 37.2 | 32.8 | -- | 55.4 |
| KWA | | | | |
| KS MAKO | 48.0 | -- | -- | -- |
| KS PROVIDENCE | 37.4 | 34.5 | -- | 56.0 |
| LIMAGRAIN | | | | |
| LCS ATOMIC AX | 34.8 | 32.0 | -- | 59.3 |
| LCS HELIX AX | 40.7 | 34.4 | -- | 62.4 |
| LCS Julep | 33.4 | 30.7 | -- | 52.9 |
| LCS Runner | -- | 40.3 | -- | 59.9 |
| LCS Steel AX | 37.0 | 32.9 | -- | 58.0 |
| OGI | | | | |
| SHOWDOWN | 43.0 | 37.1 | -- | 58.7 |
| POLANSKY | | | | |
| HIGH COUNTRY | 34.1 | 29.9 | -- | 54.7 |
| PARADISE | 40.6 | 33.8 | -- | 51.4 |
| ROCK STAR | 42.1 | 36.0 | -- | 59.1 |
| WESTBRED | | | | |
| WB4401 | 44.7 | 38.2 | -- | 59.9 |
| WB4422 | 38.0 | 32.4 | -- | 57.0 |
| WB4523 | 38.3 | 33.9 | -- | 52.7 |
| WB4699 | 32.3 | 29.9 | -- | 56.0 |
| AVERAGE | 38.2 | 33.6 | -- | 56.7 |

Table 4. 2024 SOUTHEAST Kansas dryland winter wheat performance test

| Brand / Name | OT ¹ | PA ² | Av. | OT | PA | Av. | OT | PA | Av. | PA | PA |
|------------------|-----------------|-----------------|------|-------------------|-------|-------|---------------------|------|------|----------------|---------|
| | yield (bu/a) | | | % of test average | | | test weight (lb/bu) | | | heading (date) | ht (in) |
| AGRIPRO | | | | | | | | | | | |
| AP PROLIFIC | 38.4 | 95.9 | 67.1 | 105.3 | 100.9 | 103.1 | 48.7 | 59.5 | 54.1 | 21-Apr | 31.3 |
| AGSECO | | | | | | | | | | | |
| AG Radical | 29.4 | 103.7 | 66.5 | 80.7 | 109.1 | 94.9 | 48.3 | 58.8 | 53.5 | 18-Apr | 32.8 |
| KWA | | | | | | | | | | | |
| Everest | 28.5 | 81.1 | 54.8 | 78.2 | 85.3 | 81.7 | 51.2 | 60.3 | 55.8 | 16-Apr | 30.3 |
| KS PROVIDENCE | 50.8 | 98.6 | 74.7 | 139.5 | 103.7 | 121.6 | 49.9 | 59.1 | 54.5 | 17-Apr | 30.8 |
| Zenda | 38.8 | 85.1 | 62.0 | 106.4 | 89.6 | 98.0 | 50.7 | 60.0 | 55.4 | 19-Apr | 30.8 |
| LIMAGRAIN | | | | | | | | | | | |
| LCS Atomic AX | 36.5 | 95.7 | 66.1 | 100.2 | 100.7 | 100.4 | 52.5 | 59.2 | 55.9 | 16-Apr | 31.3 |
| LCS Runner | 28.8 | 91.8 | 60.3 | 79.1 | 96.6 | 87.8 | 46.0 | 58.9 | 52.5 | 20-Apr | 31.3 |
| OGI | | | | | | | | | | | |
| High Cotton | 34.0 | 87.9 | 60.9 | 93.2 | 92.5 | 92.9 | 47.4 | 60.2 | 53.8 | 19-Apr | 32.0 |
| POLANSKY | | | | | | | | | | | |
| Rock Star | 40.3 | 96.1 | 68.2 | 110.7 | 101.1 | 105.9 | 48.0 | 58.3 | 53.2 | 23-Apr | 30.3 |
| High Country | 28.0 | 84.7 | 56.3 | 76.8 | 89.1 | 83.0 | 48.8 | 59.4 | 54.1 | 16-Apr | 30.0 |
| Golden Hawk | 46.2 | 98.4 | 72.3 | 126.7 | 103.5 | 115.1 | 47.5 | 58.8 | 53.2 | 23-Apr | 34.3 |
| WESTBRED | | | | | | | | | | | |
| WB4401 | 34.5 | 100.7 | 67.6 | 94.6 | 105.9 | 100.3 | 46.2 | 58.7 | 52.5 | 16-Apr | 31.5 |
| WB4422 | 37.4 | 102.3 | 69.8 | 102.7 | 107.6 | 105.2 | 48.4 | 60.6 | 54.5 | 23-Apr | 34.5 |
| WB4523 | 38.8 | 103.5 | 71.2 | 106.4 | 108.9 | 107.7 | 46.8 | 58.9 | 52.9 | 16-Apr | 29.0 |
| WB4699 | 36.2 | 100.3 | 68.3 | 99.4 | 105.5 | 102.5 | 48.6 | 58.8 | 53.7 | 22-Apr | 30.3 |
| AVERAGE | 36.4 | 95.1 | 65.7 | 100.0 | 100.0 | 100.0 | 48.6 | 59.3 | 53.9 | 19-Apr | 31.3 |
| CV (%) | 6.4 | 5.3 | -- | 6.4 | 5.3 | -- | 2.3 | 0.6 | -- | 1.5 | 1.1 |
| LSD (0.05)* | 6.2 | 7.1 | -- | 17.1 | 7.4 | -- | 1.8 | 0.7 | -- | 2.7 | 1.5 |

¹ OT=Ottawa, Kansas, East Central Experiment Field, Franklin County.

² PA=Parsons, Kansas, Southeast Research-Extension Center, Labette County.

* Yields must differ by more than the LSD value to be considered statistically different.

| 2023-2024 Season | Ottawa | Parsons |
|---------------------------------|-------------------------|-------------------------|
| Date Planted | 11/16/2023 | 10/4/2023 |
| Previous Crop | soybean | corn |
| Primary Tillage | strip | no till |
| Fertility | 123-50-50 lbs/a N, P, K | 125-50-50 lbs/a N, P, K |
| Date Harvested | 7/3/2024 | 6/7/2024 |
| Seasonal precipitation (inches) | 25.9 | 30.2 |
| Normal precipitation (inches) | 24.8 | 27.9 |

SOUTHEAST Kansas multi-year averages (2022-2024)

| Brand / Name | -OT- | | -PA- | |
|-----------------|----------------|------|------|------|
| | 2 yr | 3 yr | 2 yr | 3 yr |
| | (bushels/acre) | | | |
| AGRIPRO | | | | |
| PROLIFIC | 51.8 | 60.2 | 82.8 | 82.6 |
| AGSECO | | | | |
| AG RADICAL | 48.7 | 54.6 | 95.3 | 88.6 |
| KWA | | | | |
| EVEREST | 46.3 | 50.3 | 73.3 | 70.2 |
| KS PROVIDENCE | 64.7 | 66.4 | 82.6 | 77.2 |
| ZENDA | 53.9 | 57.9 | 71.6 | 72.8 |
| POLANSKY | | | | |
| HIGH COUNTRY | 46.2 | -- | 74.7 | -- |
| ROCK STAR | 56.9 | 59.9 | 83.8 | 81.9 |
| WESTBRED | | | | |
| WB4401 | 53.7 | 56.2 | 92.3 | 86.0 |
| WB4422 | 56.0 | 64.4 | 91.4 | 89.2 |
| WB4523 | 56.5 | 64.7 | 92.1 | 85.5 |
| WB4699 | 49.0 | 56.0 | 88.4 | 89.6 |
| AVERAGE | 53.1 | 59.1 | 84.4 | 82.4 |

Table 5. 2024 SOUTHEAST Kansas SOFT winter wheat performance test

| Brand / Name | OT ¹ | PA ² | Av. | OT | PA | Av. | OT | PA | Av. | PA | PA |
|-----------------|-----------------|-----------------|------|-------------------|-------|-------|---------------------|------|------|----------------|-------------|
| | yield (bu/a) | | | % of test average | | | test weight (lb/bu) | | | heading (date) | height (in) |
| AGRIMAXX | | | | | | | | | | | |
| AM 492 | 44.4 | 102.1 | 73.2 | 100.6 | 100.2 | 100.4 | 52.6 | 60.0 | 56.3 | 16-Apr | 30.8 |
| AM 503 | 46.0 | 105.0 | 75.5 | 104.3 | 103.0 | 103.7 | 52.0 | 59.5 | 55.8 | 22-Apr | 33.0 |
| AM 505 | 51.4 | 103.2 | 77.3 | 116.6 | 101.3 | 108.9 | 52.7 | 59.1 | 55.9 | 22-Apr | 31.5 |
| AM 513 | 44.6 | 101.2 | 72.9 | 101.2 | 99.3 | 100.2 | 49.6 | 58.6 | 54.1 | 22-Apr | 31.8 |
| AM 514 | 36.0 | 104.8 | 70.4 | 81.6 | 102.8 | 92.2 | 48.9 | 57.4 | 53.1 | 22-Apr | 32.0 |
| AM 535 | 49.2 | 104.1 | 76.6 | 111.6 | 102.1 | 106.9 | 50.9 | 58.0 | 54.4 | 22-Apr | 31.8 |
| AM 545 | 48.6 | 101.4 | 75.0 | 110.3 | 99.5 | 104.9 | 49.4 | 56.7 | 53.0 | 24-Apr | 31.8 |
| EXP2405 | 48.6 | 110.5 | 79.6 | 110.2 | 108.5 | 109.3 | 50.6 | 57.3 | 54.0 | 23-Apr | 31.0 |
| PIONEER | | | | | | | | | | | |
| P25R65 | 38.4 | 104.8 | 71.6 | 87.2 | 102.8 | 95.0 | 48.7 | 57.0 | 52.8 | 23-Apr | 32.3 |
| P25R74 | 44.8 | 104.1 | 74.5 | 101.7 | 102.2 | 101.9 | 50.5 | 58.3 | 54.4 | 21-Apr | 23.8 |
| P25R76 | 40.3 | 91.3 | 65.8 | 91.4 | 89.6 | 90.5 | 51.1 | 58.8 | 54.9 | 18-Apr | 31.8 |
| WESTBRED | | | | | | | | | | | |
| WB24545 | 46.5 | 97.4 | 71.9 | 105.4 | 95.6 | 100.5 | 51.5 | 59.3 | 55.4 | 23-Apr | 31.5 |
| WB2606 | 34.4 | 95.0 | 64.7 | 78.0 | 93.2 | 85.6 | 47.6 | 58.6 | 53.1 | 24-Apr | 31.3 |
| AVERAGE | 44.1 | 101.9 | 73.0 | 100.0 | 100.0 | 100.0 | 50.5 | 58.3 | 54.4 | 21-Apr | 31.1 |
| CV (%) | 7.7 | 5.6 | -- | 7.7 | 5.6 | -- | 1.6 | 1.0 | -- | 0.8 | 2.1 |
| LSD (0.05)* | 5.1 | 4.8 | -- | 11.6 | 4.7 | -- | 1.5 | 1.0 | -- | 2.3 | 2.2 |

¹ OT=Ottawa, Kansas, East Central Experiment Field, Franklin County.

² PA=Parsons, Kansas, Southeast Research-Extension Center, Labette County.

* Yields must differ by more than the LSD value to be considered statistically different. Top LSD value in bold.

| 2023-2024 Season | Ottawa | Parsons |
|---------------------------------|-------------------------|-------------------------|
| Date Planted | 11/16/2023 | 10/4/2023 |
| Previous Crop | soybean | corn |
| Primary Tillage | strip | no till |
| Fertility | 123-50-50 lbs/a N, P, K | 125-50-50 lbs/a N, P, K |
| Date Harvested | 7/3/2024 | 6/7/2024 |
| Seasonal precipitation (inches) | 25.9 | 30.2 |
| Normal precipitation (inches) | 24.8 | 27.9 |

SOUTHEAST Kansas SOFT multi-year averages (2022-2024)

| Brand / Name | -OT- | | -PA- | |
|-----------------|----------------|------|------|------|
| | 2 yr | 3 yr | 2 yr | 3 yr |
| | (bushels/acre) | | | |
| AgriMAXX | | | | |
| AM 503 | 64.9 | -- | 91.0 | 87.5 |
| AM 505 | 65.4 | -- | 94.5 | 92.6 |
| AM 513 | 61.4 | -- | 91.3 | -- |
| AM 514 | 55.9 | -- | 94.7 | 92.3 |
| AM 535 | 61.4 | -- | 94.2 | -- |
| PIONEER | | | | |
| P25R74 | -- | -- | -- | 98.4 |
| P25R76 | -- | -- | -- | 85.2 |
| WESTBRED | | | | |
| WB2606 | 53.6 | -- | -- | 88.9 |
| AVERAGE | 60.4 | -- | 93.1 | 90.8 |

Table 6. 2024 CENTRAL Kansas dryland winter wheat performance test

| Brand / Name | EL ¹ | HL ² | AS ³ | Av. | EL | HL | AS | Av. | EL | HL | AS | Av. |
|-------------------|-----------------|-----------------|-----------------|------|-------------------|-------|-------|-------|---------------------|------|------|------|
| | yield (bu/a) | | | | % of test average | | | | test weight (lb/bu) | | | |
| AGRIPRO | | | | | | | | | | | | |
| AP PROLIFIC | 63.5 | 75.6 | 72.1 | 70.4 | 97.2 | 105.0 | 100.2 | 100.8 | 59.3 | 57.9 | 57.9 | 58.3 |
| AP24 AX | 65.0 | 77.3 | 72.1 | 71.5 | 99.6 | 107.4 | 100.2 | 102.4 | 58.5 | 57.6 | 56.2 | 57.4 |
| Bigfoot | 81.6 | 70.4 | 72.4 | 74.8 | 124.9 | 97.8 | 100.6 | 107.8 | 60.1 | 56.7 | 57.8 | 58.2 |
| SY Wolverine | 62.5 | 76.6 | 73.1 | 70.7 | 95.8 | 106.4 | 101.5 | 101.2 | 59.0 | 53.2 | 56.3 | 56.2 |
| AGSECO | | | | | | | | | | | | |
| AG Icon | 68.6 | 63.1 | 73.0 | 68.2 | 105.0 | 87.7 | 101.5 | 98.1 | 59.9 | 58.8 | 58.1 | 58.9 |
| AG Radical | 59.1 | 78.0 | 71.9 | 69.7 | 90.5 | 108.4 | 100.0 | 99.6 | 57.3 | 57.4 | 56.5 | 57.1 |
| KWA | | | | | | | | | | | | |
| KS Ahearn | 75.2 | 72.7 | 73.5 | 73.8 | 115.1 | 101.0 | 102.1 | 106.1 | 60.3 | 58.3 | 58.0 | 58.9 |
| KS Bill Snyder | 76.4 | 65.2 | 80.3 | 74.0 | 117.0 | 90.7 | 111.5 | 106.4 | 60.1 | 57.0 | 58.5 | 58.5 |
| KS Hatchett | 57.3 | 73.4 | 63.2 | 64.6 | 87.7 | 101.9 | 87.8 | 92.5 | 57.6 | 56.9 | 56.6 | 57.0 |
| KS Mako | 60.6 | 63.5 | 78.3 | 67.5 | 92.8 | 88.3 | 108.8 | 96.6 | 59.6 | 59.3 | 59.0 | 59.3 |
| KS Providence | 65.9 | 75.9 | 76.7 | 72.8 | 100.9 | 105.4 | 106.6 | 104.3 | 59.7 | 57.9 | 59.0 | 58.8 |
| LIMAGRAIN | | | | | | | | | | | | |
| LCS Atomic AX | 58.0 | 75.5 | 68.4 | 67.3 | 88.8 | 105.0 | 95.1 | 96.3 | 59.5 | 58.5 | 58.0 | 58.7 |
| LCS Helix AX | 86.1 | 73.8 | 73.1 | 77.7 | 131.9 | 102.6 | 101.5 | 112.0 | 60.6 | 58.9 | 58.6 | 59.3 |
| LCS Julep | 48.9 | 61.5 | 72.4 | 60.9 | 74.9 | 85.4 | 100.6 | 87.0 | 58.9 | 56.6 | 58.0 | 57.8 |
| LCS Runner | 60.4 | 73.4 | 72.7 | 68.9 | 92.5 | 102.0 | 101.1 | 98.6 | 59.5 | 58.0 | 57.5 | 58.3 |
| LCS Steel AX | 69.6 | 74.9 | 72.8 | 72.4 | 106.6 | 104.1 | 101.1 | 103.9 | 61.0 | 59.1 | 57.6 | 59.2 |
| LCS Warbird AX | 49.3 | 69.5 | 71.7 | 63.5 | 75.6 | 96.5 | 99.7 | 90.6 | 58.8 | 59.0 | 58.8 | 58.9 |
| OGI | | | | | | | | | | | | |
| Doublestop CL+ | 56.1 | 63.8 | 66.8 | 62.2 | 85.9 | 88.6 | 92.8 | 89.1 | 60.5 | 58.1 | 59.3 | 59.3 |
| High Cotton | 65.4 | 72.8 | 72.7 | 70.3 | 100.1 | 101.1 | 101.1 | 100.8 | 59.5 | 57.6 | 58.1 | 58.4 |
| OK Corral | 64.7 | 64.0 | 68.7 | 65.8 | 99.1 | 88.9 | 95.4 | 94.5 | 58.5 | 56.5 | 57.3 | 57.4 |
| Paradox | 69.1 | 72.8 | 65.8 | 69.2 | 105.8 | 101.1 | 91.5 | 99.5 | 59.6 | 55.7 | 57.3 | 57.5 |
| Showdown | 53.0 | 74.0 | 75.3 | 67.4 | 81.2 | 102.9 | 104.6 | 96.2 | 58.7 | 56.9 | 57.7 | 57.8 |
| PLAINSGOLD | | | | | | | | | | | | |
| Canvas | 74.3 | 74.8 | 69.2 | 72.8 | 113.8 | 103.9 | 96.1 | 104.6 | 60.6 | 59.0 | 59.0 | 59.5 |
| CO18D297R | 78.4 | 64.5 | 77.0 | 73.3 | 120.1 | 89.6 | 107.0 | 105.6 | 61.0 | 59.0 | 58.2 | 59.4 |
| Crescent AX | 64.7 | 72.8 | 60.6 | 66.0 | 99.1 | 101.2 | 84.2 | 94.8 | 59.1 | 58.3 | 58.3 | 58.5 |
| Kivari AX | 61.5 | 77.5 | 80.7 | 73.2 | 94.1 | 107.6 | 112.1 | 104.6 | 58.2 | 57.9 | 57.4 | 57.8 |
| POLANSKY | | | | | | | | | | | | |
| Golden Hawk | 64.0 | 74.0 | 66.4 | 68.1 | 98.0 | 102.8 | 92.3 | 97.7 | 58.4 | 57.5 | 56.8 | 57.5 |
| High Country | 62.8 | 73.9 | 65.3 | 67.3 | 96.1 | 102.7 | 90.8 | 96.5 | 58.6 | 57.8 | 57.4 | 58.0 |
| Paradise | 62.4 | 67.8 | 62.0 | 64.0 | 95.5 | 94.2 | 86.1 | 91.9 | 59.4 | 57.8 | 57.8 | 58.3 |
| Rockstar | 70.3 | 75.6 | 77.0 | 74.3 | 107.7 | 105.0 | 107.0 | 106.6 | 60.1 | 57.6 | 58.0 | 58.6 |
| WESTBRED | | | | | | | | | | | | |
| WB4401 | 66.4 | 75.0 | 69.8 | 70.4 | 101.7 | 104.2 | 97.0 | 101.0 | 58.7 | 56.8 | 57.9 | 57.8 |
| WB4422 | 80.3 | 71.7 | 69.9 | 74.0 | 122.9 | 99.7 | 97.1 | 106.6 | 60.9 | 58.5 | 58.9 | 59.4 |
| WB4445CLP | 71.7 | 72.3 | 77.7 | 73.9 | 109.9 | 100.4 | 107.9 | 106.1 | 60.8 | 59.5 | 58.5 | 59.6 |
| WB4523 | 58.4 | 73.1 | 78.7 | 70.0 | 89.4 | 101.6 | 109.3 | 100.1 | 59.4 | 57.5 | 58.2 | 58.4 |
| WB4699 | 53.9 | 78.5 | 77.4 | 69.9 | 82.5 | 109.1 | 107.6 | 99.7 | 58.3 | 56.1 | 56.6 | 57.0 |
| AVERAGE | 65.3 | 72.0 | 72.0 | 69.7 | 100.0 | 100.0 | 100.0 | 100.0 | 59.4 | 57.7 | 57.9 | 58.3 |
| CV (%) | 10.7 | 6.5 | 5.3 | -- | 10.7 | 6.5 | 5.3 | -- | 0.8 | 0.9 | 0.3 | -- |
| LSD (0.05)* | 8.8 | 4.7 | 8.8 | -- | 13.4 | 6.6 | 12.3 | -- | 0.9 | 1.2 | 1.4 | -- |

¹EL=Ellsworth, KS, farmer's field, Ellsworth County.²HL= Hillsboro, KS, farmer's field, Marion County.³AS=Assaria, KS, farmer's field, Saline County.

*Yields must differ by more than the LSD value to be considered statistically different.

| 2023-2024 Season | Ellsworth | Hillsboro | Assaria |
|---------------------------------|-----------|--------------|--------------|
| Date Planted | 10/2/2023 | 10/18/2023 | 10/18/2023 |
| Previous Crop | wheat | failed wheat | soybean |
| Primary Tillage | minimum | conventional | conventional |
| Date Harvested | 6/19/2024 | 6/25/2024 | 6/20/2024 |
| Seasonal precipitation (inches) | 16.0 | 18.6 | 17.9 |
| Normal precipitation (inches) | 18.6 | 22.3 | 19.7 |

Table 6 continued. 2024 CENTRAL Kansas dryland winter wheat performance test

CENTRAL Kansas multi-year averages (2022-2024)

| Brand / Name | -EL- | | -HL- | -AS- | |
|--------------------|----------------|------|------|------|------|
| | 2 yr | 3 yr | 3 yr | 2 yr | 3 yr |
| | (bushels/acre) | | | | |
| AGRIPRO | | | | | |
| AP BIGFOOT | 58.2 | 59.4 | 77.6 | 59.1 | 56.2 |
| AP PROLIFIC | 47.9 | 55.7 | 84.3 | 62.7 | 56.9 |
| SY WOLVERINE | 44.4 | 57.3 | 88.8 | 63.4 | 59.3 |
| AGSECO | | | | | |
| AG ICON | 54.3 | 56.9 | 70.0 | 64.3 | 59.2 |
| AG RADICAL | 48.3 | 53.3 | 84.6 | 64.6 | 60.9 |
| KWA | | | | | |
| KS AHEARN | 51.1 | 58.2 | 75.9 | 61.7 | 56.3 |
| KS HATCHETT | 43.4 | 53.7 | 77.8 | 56.4 | 53.6 |
| KS MAKO | 56.8 | -- | -- | 67.1 | -- |
| KS PROVIDENCE | 58.2 | 63.0 | 82.5 | 67.6 | 62.4 |
| LIMAGRAIN | | | | | |
| LCS ATOMIC AX | 46.2 | 50.2 | 81.3 | 60.9 | 57.3 |
| LCS HELIX AX | 60.3 | 64.8 | 80.4 | 62.2 | 58.5 |
| LCS JULEP | 46.3 | 56.9 | 74.8 | 65.9 | 60.3 |
| LCS STEEL AX | 53.3 | 63.5 | 82.3 | 65.6 | 60.3 |
| OGI | | | | | |
| DOUBLESTOP CL PLUS | 45.5 | 52.5 | 72.1 | 60.3 | 57.8 |
| SHOWDOWN | 45.0 | 54.4 | 81.0 | 62.3 | 58.3 |
| PLAINSGOLD | | | | | |
| CANVAS | 61.2 | 60.5 | 80.3 | 65.6 | 61.5 |
| CRESCENT AX | 47.6 | 52.3 | 77.9 | 56.2 | 53.2 |
| KIVARI AX | 54.5 | 61.6 | 76.7 | 67.3 | 63.2 |
| POLANSKY | | | | | |
| HIGH COUNTRY | 52.4 | 55.8 | 77.9 | 58.7 | 56.3 |
| PARADISE | 48.8 | 56.4 | 75.8 | 52.6 | 51.4 |
| ROCK STAR | 54.7 | 60.2 | 81.9 | 67.0 | 61.4 |
| WESTBRED | | | | | |
| WB4401 | 49.6 | 55.4 | 85.3 | 62.8 | 56.7 |
| WB4422 | 60.7 | 68.3 | 86.7 | 68.4 | 64.0 |
| WB4523 | 46.4 | 54.3 | 77.7 | 65.1 | 59.8 |
| WB4699 | 46.6 | 53.3 | 83.3 | 65.7 | 60.7 |
| AVERAGE | 51.3 | 57.4 | 79.9 | 62.9 | 58.6 |

Table 7. 2024 SOUTH CENTRAL Kansas dryland winter wheat performance test

| Brand / Name | NW ¹ | HU ² | Av. | NW | HU | Av. | NW | HU | Av. |
|--------------------|-----------------|-----------------|------|-------------------|-------|-------|---------------------|------|------|
| | yield (bu/a) | | | % of test average | | | test weight (lb/bu) | | |
| AGRIPRO | | | | | | | | | |
| AP PROLIFIC | 106.4 | 52.3 | 79.4 | 112.0 | 103.2 | 107.6 | 58.2 | 57.9 | 58.1 |
| AP24 AX | 99.6 | 31.6 | 65.6 | 104.8 | 62.3 | 83.6 | 56.1 | 57.1 | 56.6 |
| Bigfoot | 87.9 | 50.7 | 69.3 | 92.5 | 99.9 | 96.2 | 58.3 | 59.0 | 58.6 |
| Roadrunner | 97.1 | 53.6 | 75.3 | 102.2 | 105.6 | 103.9 | 56.4 | 56.5 | 56.4 |
| SY Wolverine | 99.5 | 48.3 | 73.9 | 104.7 | 95.3 | 100.0 | 57.7 | 57.2 | 57.5 |
| AGSECO | | | | | | | | | |
| AG Icon | 97.8 | 55.3 | 76.6 | 103.0 | 109.1 | 106.0 | 58.5 | 59.7 | 59.1 |
| AG Radical | 99.5 | 54.9 | 77.2 | 104.7 | 108.4 | 106.5 | 55.4 | 58.4 | 56.9 |
| ARMOR | | | | | | | | | |
| AR Iron Eagle 22AX | 99.4 | 50.7 | 75.1 | 104.6 | 100.0 | 102.3 | 57.3 | 59.6 | 58.5 |
| CROPLAN | | | | | | | | | |
| CP7017AX | 92.8 | 51.3 | 72.0 | 97.6 | 101.1 | 99.4 | 57.7 | 59.4 | 58.6 |
| CP7220 | 93.9 | 45.6 | 69.8 | 98.8 | 90.0 | 94.4 | 58.0 | 59.8 | 58.9 |
| CP7266AX | 88.2 | 38.2 | 63.2 | 92.8 | 75.3 | 84.0 | 58.6 | 57.3 | 57.9 |
| CP7869 | 97.4 | 59.2 | 78.3 | 102.5 | 116.8 | 109.7 | 56.9 | 58.8 | 57.8 |
| CP7909 | 99.4 | 56.5 | 77.9 | 104.6 | 111.4 | 108.0 | 58.3 | 57.6 | 57.9 |
| KWA | | | | | | | | | |
| KS Ahearn | 93.1 | 49.1 | 71.1 | 98.0 | 96.8 | 97.4 | 56.9 | 57.6 | 57.2 |
| KS Bill Snyder | 104.2 | 53.5 | 78.8 | 109.7 | 105.5 | 107.6 | 58.0 | 58.0 | 58.0 |
| KS Hatchett | 94.7 | 49.0 | 71.8 | 99.7 | 96.6 | 98.1 | 56.7 | 57.8 | 57.2 |
| KS Mako | 98.6 | 43.1 | 70.8 | 103.8 | 84.9 | 94.4 | 59.0 | 59.0 | 59.0 |
| KS Providence | 101.1 | 40.4 | 70.8 | 106.4 | 79.8 | 93.1 | 57.2 | 57.8 | 57.5 |
| Zenda | 93.5 | 49.0 | 71.2 | 98.4 | 96.6 | 97.5 | 58.6 | 58.4 | 58.5 |
| LIMAGRAIN | | | | | | | | | |
| LCS Atomic AX | 92.8 | 60.8 | 76.8 | 97.6 | 119.9 | 108.7 | 58.8 | 58.9 | 58.8 |
| LCS Galloway AX | 84.9 | 33.0 | 58.9 | 89.3 | 65.0 | 77.2 | 57.8 | 58.9 | 58.3 |
| LCS Helix AX | 92.3 | 57.1 | 74.7 | 97.1 | 112.6 | 104.9 | 58.7 | 59.3 | 59.0 |
| LCS Julep | 93.7 | 43.0 | 68.3 | 98.6 | 84.9 | 91.7 | 58.3 | 57.6 | 57.9 |
| LCS Runner | 89.7 | 62.0 | 75.9 | 94.4 | 122.4 | 108.4 | 57.9 | 59.0 | 58.4 |
| LCS Steel AX | 98.0 | 43.4 | 70.7 | 103.2 | 85.6 | 94.4 | 56.2 | 57.4 | 56.8 |
| LCS Warbird AX | 94.4 | 61.3 | 77.8 | 99.3 | 120.8 | 110.1 | 58.6 | 59.3 | 59.0 |
| OGI | | | | | | | | | |
| Doublestop CL+ | 93.0 | 57.5 | 75.2 | 97.9 | 113.4 | 105.6 | 59.5 | 58.8 | 59.1 |
| Green Hammer | 97.6 | 61.0 | 79.3 | 102.8 | 120.4 | 111.6 | 58.9 | 57.7 | 58.3 |
| High Cotton | 98.8 | 46.3 | 72.5 | 104.0 | 91.3 | 97.6 | 58.0 | 58.5 | 58.2 |
| OK Corral | 98.2 | 55.0 | 76.6 | 103.4 | 108.5 | 106.0 | 56.4 | 56.3 | 56.3 |
| Paradox | 94.3 | 56.1 | 75.2 | 99.3 | 110.6 | 104.9 | 56.8 | 56.3 | 56.5 |
| Showdown | 100.3 | 64.2 | 82.3 | 105.5 | 126.7 | 116.1 | 57.4 | 58.6 | 58.0 |
| Smith's Gold | 90.3 | 37.7 | 64.0 | 95.0 | 74.4 | 84.7 | 58.6 | 60.0 | 59.3 |
| Strad CL+ | 95.8 | 53.4 | 74.6 | 100.8 | 105.2 | 103.0 | 58.0 | 57.8 | 57.9 |
| Uncharted | 86.6 | 45.1 | 65.9 | 91.1 | 89.0 | 90.1 | 57.9 | 56.7 | 57.3 |
| PLAINSGOLD | | | | | | | | | |
| Canvas | 88.6 | 60.7 | 74.6 | 93.2 | 119.7 | 106.5 | 56.5 | 59.8 | 58.2 |
| CO18D297R | 89.5 | 35.4 | 62.5 | 94.2 | 69.8 | 82.0 | 57.1 | 59.4 | 58.3 |
| Crescent AX | 82.0 | 54.2 | 68.1 | 86.3 | 106.9 | 96.6 | 58.0 | 58.7 | 58.4 |
| Kivari AX | 83.8 | 54.5 | 69.2 | 88.2 | 107.6 | 97.9 | 55.9 | 58.0 | 56.9 |
| POLANSKY | | | | | | | | | |
| Golden Hawk | 101.6 | 62.7 | 82.1 | 106.9 | 123.6 | 115.3 | 58.0 | 57.6 | 57.8 |
| Paradise | 89.4 | 65.1 | 77.3 | 94.1 | 128.5 | 111.3 | 58.3 | 58.7 | 58.5 |
| Rockstar | 95.8 | 46.7 | 71.2 | 100.8 | 92.0 | 96.4 | 56.2 | 58.0 | 57.1 |
| WESTBRED | | | | | | | | | |
| WB4401 | 94.4 | 40.3 | 67.4 | 99.3 | 79.6 | 89.4 | 56.5 | 58.7 | 57.6 |
| WB4422 | 105.4 | 55.4 | 80.4 | 110.9 | 109.3 | 110.1 | 58.8 | 58.5 | 58.6 |
| WB4445CLP | 97.2 | 54.5 | 75.8 | 102.3 | 107.4 | 104.9 | 58.8 | 59.6 | 59.2 |
| WB4523 | 96.7 | 39.5 | 68.1 | 101.7 | 77.9 | 89.8 | 55.9 | 57.4 | 56.6 |
| WB4699 | 97.2 | 44.8 | 71.0 | 102.3 | 88.4 | 95.3 | 56.4 | 56.5 | 56.5 |

Table 7 continued. 2024 SOUTH CENTRAL Kansas dryland winter wheat performance test

| Brand / Name | NW ¹ | HU ² | Av. | NW | HU | Av. | NW | HU | Av. |
|--------------|-----------------|-----------------|------|-------|-------|-------|------|------|------|
| AVERAGE | 95.0 | 50.7 | 72.9 | 100.0 | 100.0 | 100.0 | 57.6 | 58.3 | 57.9 |
| CV (%) | 6.0 | 6.1 | -- | 6.0 | 6.1 | -- | 0.5 | 0.6 | -- |
| LSD (0.05)* | 5.4 | 8.4 | -- | 5.7 | 16.6 | -- | 1.0 | 1.0 | -- |

¹NW=Newton, KS. farmer's field, Harvey County.

²HU= Hutchinson, KS, South Central Experiment Field, Reno County.

*Yields must differ by more than the LSD value to be considered statistically different.

| 2023-2024 Season | Newton | Hutchinson |
|---------------------------------|------------|----------------------|
| Date Planted | 10/18/2023 | 10/20/2023 |
| Previous Crop | soybean | fallow/failed canola |
| Primary Tillage | no till | conventional |
| Date Harvested | 6/24/2024 | 6/21/2024 |
| Seasonal precipitation (inches) | 17.01 | 12.78 |
| Normal precipitation (inches) | 18.79 | 19.39 |

SOUTH CENTRAL Kansas multi-year averages (2022-2024)

| Brand / Name | -NW- | | -HU- | |
|--------------------|------|------|------|------|
| | 2 yr | 3 yr | 2 yr | 3 yr |
| AGRIPRO | | | | |
| AP BIGFOOT | 58.8 | 58.6 | 54.6 | 60.8 |
| AP PROLIFIC | 75.0 | 68.0 | 58.5 | 60.7 |
| SY WOLVERINE | 76.4 | 70.2 | 54.7 | 59.0 |
| AGSECO | | | | |
| AG ICON | 73.8 | 67.7 | 56.8 | 60.9 |
| AG RADICAL | 71.1 | 65.9 | 54.8 | 59.8 |
| CROPLAN | | | | |
| CP7017AX | 68.2 | 62.7 | 56.5 | 62.2 |
| CP7266AX | 61.8 | 56.7 | 52.8 | 55.7 |
| CP7909 | 70.5 | 67.9 | 54.6 | 61.9 |
| KWA | | | | |
| KS AHEARN | 67.4 | 64.3 | 52.2 | 57.3 |
| KS HATCHETT | 66.0 | 64.0 | 51.4 | 54.6 |
| KS PROVIDENCE | 69.3 | 65.4 | 51.8 | 60.0 |
| ZENDA | 67.3 | 61.0 | 53.3 | 54.2 |
| LIMAGRAIN | | | | |
| LCS ATOMIC AX | 66.6 | 64.2 | 53.1 | 57.3 |
| LCS GALLOWAY | 63.3 | -- | 44.8 | -- |
| LCS HELIX AX | 63.4 | 60.3 | 57.4 | 59.6 |
| LCS JULEP | 72.0 | 65.8 | 52.4 | 55.8 |
| LCS RUNNER | -- | 73.2 | -- | 69.3 |
| LCS STEEL AX | 75.5 | 68.4 | 55.9 | 61.6 |
| OGI | | | | |
| DOUBLESTOP CL PLUS | 65.4 | 61.6 | 60.4 | 58.9 |
| GREEN HAMMER | 66.7 | 61.3 | 62.1 | 60.7 |
| OK CORRAL | 68.5 | 65.3 | 53.1 | 58.0 |
| PARADOX | 67.7 | -- | 54.4 | -- |
| SHOWDOWN | 65.5 | 66.0 | 60.5 | 62.8 |
| SMITH'S GOLD | 65.7 | 61.8 | 48.0 | 52.0 |
| STRAD CL PLUS | 68.4 | 63.7 | 51.4 | 53.4 |
| PLAINSGOLD | | | | |
| CANVAS | 67.2 | 63.8 | 61.8 | 65.7 |
| CRESCENT AX | 62.3 | 64.0 | 60.1 | 62.9 |
| KIVARI AX | 68.4 | 66.6 | 56.8 | 62.8 |
| POLANSKY | | | | |
| PARADISE | 65.4 | 61.1 | 58.6 | 59.3 |
| ROCK STAR | 71.1 | 65.5 | 51.2 | 59.0 |
| WESTBRED | | | | |
| WB4401 | 67.3 | 66.0 | 50.3 | 54.9 |
| WB4422 | 75.6 | 68.5 | 58.4 | 63.2 |
| WB4523 | 69.7 | 66.8 | 46.5 | 52.7 |
| WB4699 | 69.0 | 64.0 | 49.1 | 53.0 |
| AVERAGE | 68.2 | 64.7 | 54.5 | 59.1 |

Table 8. 2024 SOUTH CENTRAL non-treated dryland winter wheat performance test

| Brand/ Name | WL ¹ | WL | 2 yr | 3 yr | WL |
|--------------------|-----------------|-------------------|----------------------|------|---------------------|
| | yield (bu/a) | % of test average | multiyear av. (bu/a) | | test weight (lb/bu) |
| AGRIPRO | | | | | |
| AP PROLIFIC | 62.2 | 89.8 | 46.1 | 48.9 | 58.7 |
| AP24 AX | 72.3 | 104.4 | -- | -- | 59.4 |
| Bigfoot | 61.5 | 88.8 | -- | -- | 60.9 |
| Roadrunner | 65.5 | 94.6 | -- | -- | 59.0 |
| AGSECO | | | | | |
| AG Icon | 77.6 | 112.1 | 51.1 | 51.0 | 60.3 |
| AG Radical | 75.1 | 108.5 | 50.4 | 53.0 | 60.5 |
| ARMOR | | | | | |
| AR Iron Eagle 22AX | 57.4 | 82.8 | -- | -- | 58.5 |
| CROPLAN | | | | | |
| CP7017AX | 56.6 | 81.7 | 40.2 | -- | 59.4 |
| CP7220 | 59.2 | 85.4 | -- | -- | 60.2 |
| CP7266AX | 62.9 | 90.9 | 41.4 | -- | 58.9 |
| CP7869 | 84.9 | 122.6 | 57.6 | -- | 60.7 |
| CP7909 | 75.6 | 109.2 | 49.5 | -- | 61.1 |
| KWA | | | | | |
| KS Ahearn | 71.0 | 102.5 | 50.3 | 47.3 | 61.2 |
| KS Mako | 74.4 | 107.5 | 49.9 | -- | 61.5 |
| KS Providence | 79.9 | 115.4 | 54.7 | 54.5 | 60.6 |
| Zenda | 60.2 | 87.0 | 41.3 | 43.3 | 59.7 |
| LIMAGRAIN | | | | | |
| LCS Atomic AX | 73.9 | 106.7 | 50.5 | 50.0 | 61.7 |
| LCS Galloway AX | 70.9 | 102.4 | 49.8 | -- | 60.1 |
| LCS Helix AX | 81.8 | 118.2 | 53.5 | 52.4 | 62.5 |
| LCS Julep | 59.2 | 85.5 | 44.6 | 44.4 | 59.3 |
| LSC Runner | 60.1 | 86.9 | -- | 54.7 | 60.5 |
| LCS Steel AX | 79.1 | 114.2 | 53.3 | 54.0 | 59.7 |
| LCS Warbird AX | 73.2 | 105.8 | -- | -- | 60.6 |
| OGI | | | | | |
| Doublestop CL+ | 63.3 | 91.4 | 46.3 | 47.9 | 57.5 |
| Green Hammer | 72.2 | 104.2 | 50.2 | -- | 60.0 |
| High Cotton | 64.4 | 93.1 | -- | -- | 60.7 |
| OK Corral | 69.8 | 100.7 | 46.6 | 44.0 | 58.1 |
| Paradox | 61.8 | 89.3 | -- | -- | 57.0 |
| Showdown | 88.2 | 127.4 | 57.5 | 57.9 | 61.1 |
| Strad CL+ | 68.0 | 98.2 | 58.6 | 55.4 | 59.2 |
| Uncharted | 49.3 | 71.2 | 34.8 | 38.6 | 55.2 |
| PLAINSGOLD | | | | | |
| Canvas | 68.4 | 98.8 | -- | -- | 60.2 |
| CO18035RA | 74.1 | 107.0 | -- | -- | 60.3 |
| CO18D297R | 61.1 | 88.2 | -- | -- | 59.3 |
| Crescent AX | 69.9 | 100.9 | -- | 62.8 | 61.1 |
| Kivari AX | 71.8 | 103.7 | -- | 63.3 | 60.0 |
| POLANSKY | | | | | |
| Golden Hawk | 71.0 | 102.5 | -- | -- | 58.3 |
| Paradise | 70.5 | 101.7 | 48.8 | 60.0 | 60.2 |
| Rockstar | 63.2 | 91.3 | 45.1 | 46.6 | 59.5 |
| WESTBRED | | | | | |
| WB4401 | 67.2 | 97.1 | 47.0 | 49.5 | 57.0 |
| WB4422 | 80.4 | 116.0 | 53.0 | -- | 61.1 |
| WB4445CLP | 83.2 | 120.1 | -- | -- | 60.9 |
| WB4523 | 60.0 | 86.7 | 43.9 | 45.1 | 58.1 |
| WB4699 | 74.6 | 107.7 | 50.2 | 50.0 | 59.7 |
| AVERAGE | 69.3 | 100.0 | 49.1 | 51.1 | 59.7 |
| CV (%) | 6.1 | 6.1 | -- | -- | 0.7 |
| LSD (0.05)* | 8.3 | 12.0 | -- | -- | 0.7 |

¹WL=Wellington, KS, farmer's field, Sumner County. No fungicide applied.

*Yields must differ by more than the LSD value to be considered statistically different.

2023-2024 Season**Wellington**

| | |
|---------------------------------|------------|
| Date Planted | 10/23/2023 |
| Previous Crop | wheat |
| Primary Tillage | no till |
| Date Harvested | 6/11/2024 |
| Seasonal precipitation (inches) | 16.46 |
| Normal precipitation (inches) | 20.76 |

Table 9. 2024 WEST CENTRAL Kansas dryland winter wheat performance test

| Brand / Name | RS ¹ | LA ² | SJ ³ | Av. | RS | LA | SJ | Av. | RS | LA | SJ | Av. |
|--------------------|-----------------|-----------------|-----------------|------|-------------------|-------|----|-------|---------------------|------|----|------|
| | yield (bu/a) | | | | % of test average | | | | test weight (lb/bu) | | | |
| AGRIPRO | | | | | | | | | | | | |
| AP PROLIFIC | 41.6 | 33.2 | -- | 37.4 | 79.2 | 85.3 | -- | 82.3 | 56.9 | 55.8 | -- | 56.4 |
| AP Sunbird | 59.1 | 47.0 | -- | 53.0 | 112.6 | 120.7 | -- | 116.6 | 58.2 | 59.3 | -- | 58.7 |
| AP24 AX | 57.1 | 41.4 | -- | 49.3 | 108.8 | 106.4 | -- | 107.6 | 56.0 | 55.4 | -- | 55.7 |
| Bigfoot | 56.2 | 39.5 | -- | 47.9 | 107.1 | 101.4 | -- | 104.3 | 57.6 | 57.9 | -- | 57.7 |
| Roadrunner | 52.7 | 37.0 | -- | 44.9 | 100.4 | 95.2 | -- | 97.8 | 55.0 | 53.9 | -- | 54.5 |
| SY Wolverine | 56.3 | 45.6 | -- | 51.0 | 107.3 | 117.3 | -- | 112.3 | 57.3 | 57.9 | -- | 57.6 |
| AGSECO | | | | | | | | | | | | |
| AG Golden | 52.4 | 39.5 | -- | 45.9 | 99.9 | 101.4 | -- | 100.6 | 55.9 | 54.4 | -- | 55.1 |
| ARMOR | | | | | | | | | | | | |
| AR Iron Eagle 22AX | 52.8 | 41.3 | -- | 47.0 | 100.5 | 106.1 | -- | 103.3 | 58.0 | 59.0 | -- | 58.5 |
| CROPLAN | | | | | | | | | | | | |
| CP7017AX | 56.8 | 38.7 | -- | 47.8 | 108.3 | 99.5 | -- | 103.9 | 58.2 | 58.3 | -- | 58.2 |
| CP7220 | 55.3 | 34.2 | -- | 44.8 | 105.4 | 88.0 | -- | 96.7 | 58.0 | 58.6 | -- | 58.3 |
| CP7266AX | 37.7 | 27.5 | -- | 32.6 | 71.9 | 70.7 | -- | 71.3 | 56.9 | 56.8 | -- | 56.9 |
| CP7869 | 50.1 | 40.4 | -- | 45.3 | 95.5 | 103.9 | -- | 99.7 | 57.5 | 58.1 | -- | 57.8 |
| CP7909 | 45.5 | 36.0 | -- | 40.8 | 86.7 | 92.6 | -- | 89.7 | 57.2 | 55.5 | -- | 56.4 |
| KWA | | | | | | | | | | | | |
| KS Bill Snyder | 52.8 | 37.3 | -- | 45.1 | 100.6 | 95.9 | -- | 98.2 | 58.3 | 44.2 | -- | 51.3 |
| KS Mako | 50.5 | 40.8 | -- | 45.6 | 96.2 | 104.9 | -- | 100.5 | 59.2 | 59.3 | -- | 59.3 |
| KS Providence | 56.0 | 35.7 | -- | 45.9 | 106.7 | 91.7 | -- | 99.2 | 57.5 | 55.8 | -- | 56.7 |
| KS Territory | 60.1 | 38.1 | -- | 49.1 | 114.4 | 97.8 | -- | 106.1 | 58.4 | 58.9 | -- | 58.7 |
| KS Western Star | 57.8 | 37.6 | -- | 47.7 | 110.1 | 96.5 | -- | 103.3 | 58.6 | 58.7 | -- | 58.6 |
| LIMAGRAIN | | | | | | | | | | | | |
| LCS Atomic AX | 48.2 | 42.8 | -- | 45.5 | 91.9 | 110.0 | -- | 101.0 | 56.7 | 58.6 | -- | 57.7 |
| LCS Galloway AX | 48.8 | 35.5 | -- | 42.1 | 93.0 | 91.1 | -- | 92.1 | 57.7 | 56.8 | -- | 57.2 |
| LCS Helix AX | 49.4 | 33.0 | -- | 41.2 | 94.0 | 84.9 | -- | 89.5 | 58.8 | 59.6 | -- | 59.2 |
| LCS Julep | 44.8 | 34.8 | -- | 39.8 | 85.3 | 89.3 | -- | 87.3 | 56.3 | 56.8 | -- | 56.6 |
| LCS Radar | 48.4 | 33.9 | -- | 41.1 | 92.2 | 87.1 | -- | 89.6 | 57.5 | 56.1 | -- | 56.8 |
| LCS Runner | 45.8 | 44.7 | -- | 45.3 | 87.2 | 115.0 | -- | 101.1 | 56.9 | 58.7 | -- | 57.8 |
| LCS Steel AX | 56.0 | 44.1 | -- | 50.1 | 106.8 | 113.4 | -- | 110.1 | 56.6 | 55.9 | -- | 56.2 |
| LCS Warbird AX | 52.1 | 39.5 | -- | 45.8 | 99.2 | 101.4 | -- | 100.3 | 58.4 | 58.0 | -- | 58.2 |
| OGI | | | | | | | | | | | | |
| Doublestop CL+ | 40.1 | 35.3 | -- | 37.7 | 76.4 | 90.6 | -- | 83.5 | 55.7 | 58.5 | -- | 57.1 |
| High Cotton | 54.1 | 33.4 | -- | 43.8 | 103.1 | 85.8 | -- | 94.5 | 57.9 | 56.4 | -- | 57.2 |
| Paradox | 53.1 | 32.9 | -- | 43.0 | 101.1 | 84.5 | -- | 92.8 | 54.9 | 52.3 | -- | 53.6 |
| Showdown | 55.5 | 45.9 | -- | 50.7 | 105.8 | 117.9 | -- | 111.8 | 57.4 | 57.5 | -- | 57.4 |
| PLAINSGOLD | | | | | | | | | | | | |
| Canvas | 58.6 | 39.3 | -- | 48.9 | 111.6 | 100.9 | -- | 106.3 | 57.5 | 58.6 | -- | 58.0 |
| CO18035RA | 58.0 | 43.7 | -- | 50.9 | 110.6 | 112.2 | -- | 111.4 | 57.5 | 56.5 | -- | 57.0 |
| CO18D297R | 54.2 | 37.1 | -- | 45.6 | 103.2 | 95.3 | -- | 99.3 | 57.4 | 57.3 | -- | 57.4 |
| Crescent AX | 59.1 | 41.1 | -- | 50.1 | 112.5 | 105.5 | -- | 109.0 | 58.7 | 58.2 | -- | 58.4 |
| Kivari AX | 63.0 | 43.6 | -- | 53.3 | 119.9 | 112.1 | -- | 116.0 | 56.4 | 55.8 | -- | 56.1 |
| POLANSKY | | | | | | | | | | | | |
| Golden Hawk | 54.0 | 38.2 | -- | 46.1 | 103.0 | 98.3 | -- | 100.6 | 57.1 | 55.0 | -- | 56.0 |
| High Country | 49.9 | 45.4 | -- | 47.6 | 95.0 | 116.6 | -- | 105.8 | 57.2 | 58.9 | -- | 58.1 |
| Rockstar | 53.8 | 44.6 | -- | 49.2 | 102.6 | 114.5 | -- | 108.5 | 56.6 | 57.2 | -- | 56.9 |
| WESTBRED | | | | | | | | | | | | |
| WB4347 | 61.9 | 39.9 | -- | 50.9 | 117.8 | 102.5 | -- | 110.2 | 58.5 | 59.4 | -- | 58.9 |
| WB4401 | 57.9 | 40.3 | -- | 49.1 | 110.2 | 103.7 | -- | 107.0 | 56.4 | 58.8 | -- | 57.6 |
| WB4422 | 43.3 | 36.4 | -- | 39.9 | 82.6 | 93.6 | -- | 88.1 | 54.0 | 58.1 | -- | 56.1 |
| WB4445CLP | 42.4 | 40.9 | -- | 41.7 | 80.8 | 105.1 | -- | 93.0 | 58.2 | 58.2 | -- | 58.2 |
| WB4523 | 49.7 | 37.7 | -- | 43.7 | 94.8 | 97.0 | -- | 95.9 | 57.9 | 57.8 | -- | 57.9 |
| WB4595 | 53.6 | 40.9 | -- | 47.3 | 102.2 | 105.0 | -- | 103.6 | 57.4 | 60.3 | -- | 58.9 |
| WB4699 | 52.6 | 33.4 | -- | 43.0 | 100.1 | 85.7 | -- | 92.9 | 55.1 | 53.3 | -- | 54.2 |
| WB4792 | 55.2 | 41.1 | -- | 48.2 | 105.2 | 105.7 | -- | 105.5 | 57.2 | 58.9 | -- | 58.1 |
| AVERAGE | 52.5 | 38.9 | -- | 45.7 | 100.0 | 100.0 | -- | 100.0 | 57.2 | 57.1 | -- | 57.1 |
| CV (%) | 7.1 | 6.1 | -- | -- | 7.1 | 6.1 | -- | -- | 0.8 | 1.5 | -- | -- |
| LSD (0.05)* | 5.7 | 4.2 | -- | -- | 10.9 | 10.8 | -- | -- | 1.1 | 2.6 | -- | -- |

¹RS=Russell, KS, farmer's field, Russell County.

²LA= Larned, KS, farmer's field, Pawnee County.

³SJ=St. John, KS, farmer's field, Stafford County. *Abandoned: poor stand establishment and heavy weed pressure.*

*Yields must differ by more than the LSD value to be considered statistically different.

| 2023-2024 Season | Russell | Larned | St. John |
|---------------------------------|--------------|----------------|------------------|
| Date Planted | 10/16/2023 | 10/2/2023 | 10/24/2023 |
| Previous Crop | fallow | failed sorghum | wheat |
| Primary Tillage | conventional | no till | conventional |
| Date Harvested | 6/18/2024 | 6/18/2024 | <i>Abandoned</i> |
| Seasonal precipitation (inches) | 9.7 | 9.0 | 16.8 |
| Normal precipitation (inches) | 13.8 | 12.5 | 22.6 |

Table 9 continued. 2024 WEST CENTRAL Kansas dryland winter wheat performance test

WEST CENTRAL Kansas multi-year averages (2022-2024)

| Brand / Name | -RS- | | -LA- | | -SJ- |
|-------------------|----------------|------|------|------|------|
| | 2 yr | 3 yr | 2 yr | 3 yr | 3 yr |
| | (bushels/acre) | | | | |
| AGRIPRO | | | | | |
| AP BIGFOOT | 38.6 | 49.2 | 41.4 | 44.0 | 25.7 |
| SY WOLVERINE | 43.5 | 55.5 | 45.4 | 48.7 | 32.5 |
| AGSECO | | | | | |
| AG GOLDEN | 48.2 | 56.4 | 43.5 | 46.2 | -- |
| KWA | | | | | |
| KS BILL SNYDER | 39.7 | -- | 39.7 | -- | -- |
| KS MAKO | 43.1 | -- | -- | -- | -- |
| KS PROVIDENCE | 43.4 | 53.3 | -- | 40.2 | 31.8 |
| KS TERRITORY | 47.3 | 57.1 | 41.9 | 44.4 | -- |
| KS WESTERN STAR | 48.4 | 54.0 | 40.7 | -- | 29.0 |
| LIMAGRAIN | | | | | |
| LCS ATOMIC AX | 40.0 | 51.7 | 46.5 | 48.5 | 29.0 |
| LCS GALLOWAY | 41.6 | -- | 37.3 | -- | 25.9 |
| LCS HELIX AX | 37.8 | 49.0 | 39.4 | 42.7 | -- |
| LCS JULEP | 40.9 | 54.4 | 38.1 | 41.2 | 28.6 |
| LCS STEEL AX | 53.2 | 60.4 | 42.8 | 46.5 | 32.1 |
| PLAINSGOLD | | | | | |
| CANVAS | 50.6 | 58.2 | -- | 46.9 | 29.9 |
| CRESCENT AX | 42.1 | 51.6 | -- | 47.4 | 31.7 |
| KIVARI AX | 53.4 | -- | -- | 43.6 | -- |
| POLANSKY | | | | | |
| HIGH COUNTRY | 40.9 | 49.3 | 45.3 | 49.0 | -- |
| ROCK STAR | 45.0 | 54.3 | 50.6 | 49.2 | 30.5 |
| WESTBRED | | | | | |
| WB4422 | 38.9 | 54.4 | 40.9 | 43.3 | 29.0 |
| WB4595 | 42.6 | 51.6 | 40.9 | 43.2 | -- |
| WB4792 | 41.7 | 47.9 | 39.5 | 42.5 | 35.7 |
| AVERAGE | 43.9 | 53.4 | 42.1 | 45.1 | 30.1 |

Table 10. 2024 WESTERN Kansas dryland winter wheat performance test

| Brand / Name | yield (bu/a) | | | | % of test average | | | | test weight (lb/bu) | | | | days | height (in) | | | |
|---------------------|-----------------|-----------------|-----------------|------|-------------------|-------|-------|-------|---------------------|------|------|------|------|-------------|------|------|-----|
| | CO ¹ | TR ² | DC ³ | Av. | CO | TR | DC | Av. | CO | TR | DC | Av. | | TR | TR | DC | Av. |
| AGRIPRO | | | | | | | | | | | | | | | | | |
| Bigfoot | 59.0 | 53.7 | 84.5 | 65.7 | 90.1 | 89.0 | 96.4 | 91.8 | 54.5 | 58.9 | 54.8 | 56.1 | 138 | 26.4 | 32.4 | 29.4 | |
| AP24 AX | 73.7 | 51.2 | 85.3 | 70.1 | 112.6 | 84.9 | 97.3 | 98.2 | 53.4 | 58.0 | 54.1 | 55.2 | 138 | 29.2 | 36.0 | 32.6 | |
| Roadrunner | 66.2 | 60.2 | 84.5 | 70.3 | 101.1 | 99.7 | 96.3 | 99.1 | 53.9 | 58.1 | 52.7 | 54.9 | 138 | 27.4 | 34.8 | 31.1 | |
| SY Wolverine | 58.6 | 74.1 | 97.9 | 76.9 | 89.6 | 122.7 | 111.6 | 108.0 | 53.2 | 58.3 | 53.5 | 55.0 | 138 | 26.4 | 32.4 | 29.4 | |
| AP Sunbird | 59.9 | 62.1 | 89.2 | 70.4 | 91.5 | 102.9 | 101.7 | 98.7 | 53.7 | 59.5 | 54.6 | 55.9 | 137 | 27.4 | 33.6 | 30.5 | |
| AGSECO | | | | | | | | | | | | | | | | | |
| AG Golden | 67.0 | 68.5 | 75.5 | 70.3 | 102.4 | 113.4 | 86.1 | 100.6 | 52.7 | 57.9 | 51.3 | 54.0 | 139 | 25.4 | 30.8 | 28.1 | |
| KWA | | | | | | | | | | | | | | | | | |
| (W) Joe | 64.7 | 52.4 | 92.2 | 69.8 | 98.8 | 86.8 | 105.2 | 96.9 | 55.7 | 58.5 | 54.8 | 56.4 | 138 | 28.0 | 37.8 | 32.9 | |
| KS Big Bow | 67.3 | 70.3 | 84.0 | 73.9 | 102.8 | 116.4 | 95.8 | 105.0 | 56.1 | 58.4 | 53.6 | 56.0 | 136 | 28.2 | 35.0 | 31.6 | |
| KS Bill Snyder | 76.6 | 61.9 | 83.5 | 74.0 | 117.0 | 102.5 | 95.2 | 104.9 | 56.2 | 58.9 | 53.5 | 56.2 | 139 | 24.0 | 32.6 | 28.3 | |
| KS Dallas | 65.7 | 61.1 | 94.0 | 73.6 | 100.4 | 101.2 | 107.2 | 102.9 | 56.6 | 59.0 | 55.8 | 57.1 | 138 | 26.2 | 33.6 | 29.9 | |
| KS Hamilton | 62.9 | 55.9 | 93.5 | 70.8 | 96.1 | 92.5 | 106.7 | 98.4 | 55.5 | 57.9 | 54.6 | 56.0 | 138 | 25.0 | 33.4 | 29.2 | |
| KS Mako | 66.9 | 59.5 | 98.1 | 74.8 | 102.2 | 98.5 | 111.9 | 104.2 | 56.1 | 59.6 | 55.6 | 57.1 | 138 | 26.4 | 32.6 | 29.5 | |
| KS Providence | 69.1 | 67.3 | 114.0 | 83.5 | 105.6 | 111.5 | 130.0 | 115.7 | 54.8 | 58.3 | 53.9 | 55.7 | 139 | 27.2 | 35.0 | 31.1 | |
| KS Territory | 64.9 | 68.8 | 91.1 | 74.9 | 99.1 | 114.0 | 103.9 | 105.6 | 53.8 | 57.9 | 55.0 | 55.6 | 139 | 26.6 | 34.4 | 30.5 | |
| KS Western Star | 65.5 | 60.2 | 86.7 | 70.8 | 100.0 | 99.7 | 98.9 | 99.5 | 56.8 | 59.5 | 56.3 | 57.5 | 137 | 27.0 | 34.0 | 30.5 | |
| LIMAGRAIN | | | | | | | | | | | | | | | | | |
| LCS Atomic AX | 71.7 | 52.0 | 87.7 | 70.5 | 109.6 | 86.1 | 100.1 | 98.6 | 56.4 | 59.4 | 56.7 | 57.5 | 132 | 26.2 | 33.4 | 29.8 | |
| LCS Helix AX | 66.2 | 58.2 | 78.2 | 67.5 | 101.2 | 96.4 | 89.2 | 95.6 | 57.0 | 59.6 | 57.0 | 57.8 | 138 | 26.6 | 31.8 | 29.2 | |
| LCS Steel AX | 62.0 | 59.6 | 83.5 | 68.4 | 94.7 | 98.7 | 95.3 | 96.3 | 53.7 | 58.6 | 54.7 | 55.6 | 139 | 28.4 | 37.8 | 33.1 | |
| LCS Radar | 67.3 | 50.9 | 94.4 | 70.8 | 102.8 | 84.3 | 107.7 | 98.2 | 54.9 | 58.1 | 54.9 | 56.0 | 139 | 27.0 | 33.4 | 30.2 | |
| LCS Julep | 60.9 | 55.2 | 77.7 | 64.6 | 93.1 | 91.4 | 88.6 | 91.0 | 56.0 | 59.4 | 53.7 | 56.4 | 139 | 27.0 | 33.8 | 30.4 | |
| LCS White Lightning | 63.9 | 50.7 | 87.7 | 67.5 | 97.7 | 84.0 | 100.1 | 93.9 | 55.5 | 59.1 | 54.9 | 56.5 | 138 | 26.2 | 34.4 | 30.3 | |
| OGI | | | | | | | | | | | | | | | | | |
| Showdown | 72.2 | 54.3 | 96.4 | 74.3 | 110.4 | 89.9 | 110.0 | 103.4 | 54.9 | 58.6 | 53.9 | 55.8 | 137 | 29.0 | 36.4 | 32.7 | |
| Breakthrough | 51.6 | 56.4 | 82.2 | 63.4 | 78.8 | 93.4 | 93.8 | 88.7 | 54.0 | 59.2 | 55.3 | 56.2 | 138 | 25.4 | 34.0 | 29.7 | |
| PLAINSGOLD | | | | | | | | | | | | | | | | | |
| Canvas | 65.9 | 65.9 | 81.3 | 71.0 | 100.7 | 109.1 | 92.7 | 100.9 | 55.0 | 58.9 | 54.5 | 56.1 | 138 | 26.8 | 33.6 | 30.2 | |
| Guardian | 63.9 | 62.8 | 87.9 | 71.6 | 97.7 | 104.1 | 100.3 | 100.7 | 56.1 | 59.3 | 55.1 | 56.8 | 139 | 28.0 | 36.4 | 32.2 | |
| Whistler | 66.1 | 76.8 | 88.2 | 77.0 | 101.0 | 127.2 | 100.6 | 109.6 | 53.1 | 57.8 | 53.8 | 54.9 | 139 | 26.6 | 38.0 | 32.3 | |
| Langin | 80.3 | 54.2 | 88.5 | 74.3 | 122.7 | 89.8 | 101.0 | 104.5 | 55.4 | 58.9 | 54.8 | 56.4 | 135 | 24.2 | 33.4 | 28.8 | |
| POLANSKY | | | | | | | | | | | | | | | | | |
| Rockstar | 64.9 | 64.0 | 84.4 | 71.1 | 99.2 | 106.0 | 96.2 | 100.5 | 54.3 | 58.1 | 51.3 | 54.6 | 140 | 26.8 | 34.2 | 30.5 | |
| High Country | 58.7 | 58.8 | 88.6 | 68.7 | 89.7 | 97.4 | 101.1 | 96.1 | 55.4 | 58.6 | 56.3 | 56.8 | 136 | 26.4 | 32.8 | 29.6 | |
| Golden Hawk | 61.3 | 66.4 | 97.8 | 75.2 | 93.6 | 110.0 | 111.6 | 105.1 | 54.0 | 58.5 | 53.6 | 55.4 | 139 | 26.8 | 33.0 | 29.9 | |
| WATLEY | | | | | | | | | | | | | | | | | |
| TAM 115 | 71.2 | 57.6 | 83.0 | 70.6 | 108.8 | 95.3 | 94.7 | 99.6 | 56.8 | 59.9 | 55.9 | 57.6 | 138 | 26.6 | 30.6 | 28.6 | |
| TAM 204 | 63.2 | 56.6 | 77.0 | 65.6 | 96.6 | 93.7 | 87.9 | 92.7 | 56.8 | 60.4 | 54.7 | 57.3 | 141 | 28.8 | 31.8 | 30.3 | |
| WESTBRED | | | | | | | | | | | | | | | | | |
| WB4347 | 75.7 | 65.0 | 92.4 | 77.7 | 115.6 | 107.7 | 105.5 | 109.6 | 57.2 | 58.1 | 57.1 | 57.5 | 139 | 23.4 | 33.4 | 28.4 | |
| WB4422 | 59.4 | 48.3 | 91.9 | 66.5 | 90.7 | 80.0 | 104.8 | 91.8 | 54.4 | 59.3 | 55.5 | 56.4 | 139 | 27.4 | 35.6 | 31.5 | |
| WB4445CLP | 69.2 | 62.6 | 96.4 | 76.1 | 105.8 | 103.7 | 110.0 | 106.5 | 56.4 | 57.5 | 55.9 | 56.6 | 140 | 24.8 | 33.4 | 29.1 | |
| WB4595 | 61.3 | 64.0 | 79.5 | 68.3 | 93.6 | 106.0 | 90.7 | 96.8 | 56.7 | 60.4 | 53.9 | 57.0 | 139 | 28.0 | 33.0 | 30.5 | |
| WB4792 | 56.7 | 66.4 | 65.0 | 62.7 | 86.6 | 110.0 | 74.1 | 90.3 | 56.1 | 59.2 | 51.2 | 55.5 | 140 | 28.2 | 33.4 | 30.8 | |
| AVERAGE | 65.4 | 60.4 | 87.7 | 71.2 | 100.0 | 100.0 | 100.0 | 100.0 | 55.2 | 58.8 | 54.6 | 56.2 | 138 | 26.7 | 33.9 | 30.3 | |
| CV (%) | 7.7 | 6.2 | 8.3 | -- | 7.7 | 6.2 | 8.3 | -- | 0.7 | 0.7 | 1.2 | -- | 0.9 | 1.9 | 1.7 | -- | |
| LSD (0.05) | 7.6 | 6.7 | 8.3 | -- | 10.8 | 11.1 | 9.5 | -- | 1.3 | 0.7 | 1.4 | -- | 1.5 | 1.3 | 1.7 | -- | |

¹CO=Colby, KS, Solomon Creek Farms, Mike and Tanner Brown, cooperators.
²TR=Tribune, KS, Southwest Agricultural Research Center, Greeley County.
³DC=Decatur County, KS, Gayle and Denton Haag, cooperators.
⁴HG=Hugoton, KS, farmer's field, Stevens County. *Abandoned: drought and hail damage.*
⁵GC=Garden City, KS, Southwest Agricultural Research Center, Finney County. *Abandoned: high variability due to severe weather before harvest.*
*Yields must differ by more than the LSD value to be considered statistically different. (W)=white wheat variety.

| 2023-2024 Season | Colby | Tribune | Decatur |
|---------------------------------|-----------------------|------------------------|------------------------------|
| Date Planted | 10/9/2023 | 9/27/2023 | 10/16/2023 |
| Previous Crop | fallow | fallow | fallow |
| Primary Tillage | no till | no till | no till |
| Fertility | 30-40-0 lbs/a N, P, K | 112-40-0 lbs/a N, P, K | 130-73-0-43 lbs/a N, P, K, S |
| Date Harvested | 7/17/2024 | 7/12/2024 | 7/18/2024 |
| Seasonal precipitation (inches) | 10.7 | 12.0 | 18.3 |
| Normal precipitation (inches) | 14.9 | 14.5 | 20.5 |

| Brand / Name | -CO- | | -TR- | | -DC- | |
|----------------|----------------|------|------|------|------|------|
| | 2 yr | 3 yr | 2 yr | 3 yr | 2 yr | 3 yr |
| | (bushels/acre) | | | | | |
| AGRIPRO | | | | | | |
| AP BIGFOOT | 56.6 | 54.8 | 46.5 | -- | -- | 68.3 |
| ROADRUNNER | 58.0 | 56.5 | 39.0 | -- | -- | 70.0 |
| SY WOLVERINE | 50.4 | 51.3 | 53.3 | -- | -- | 77.7 |
| AGSECO | | | | | | |
| AG GOLDEN | 61.7 | 57.1 | 49.6 | -- | -- | 63.0 |

| Table 10 continued. 2024 WESTERN Kansas dryland winter wheat performance test | | | | | | |
|---|----------------|------|------|------|------|------|
| Brand / Name | -CO- | | -TR- | | -DC- | |
| | 2 yr | 3 yr | 2 yr | 3 yr | 2 yr | 3 yr |
| | (bushels/acre) | | | | | |
| KWA | | | | | | |
| KS BIG BOW | 62.8 | -- | 57.3 | -- | -- | -- |
| KS DALLAS | 61.0 | 60.7 | 47.5 | -- | -- | 79.2 |
| KS HAMILTON | 62.0 | 60.8 | 43.0 | -- | -- | 73.7 |
| KS MAKO | 66.8 | -- | 49.5 | -- | -- | -- |
| KS PROVIDENCE | 65.3 | 59.5 | 49.5 | -- | -- | 90.6 |
| KS TERRITORY | 63.4 | 60.5 | 53.2 | -- | -- | 73.8 |
| KS WESTERN STAR | 65.0 | 57.9 | 52.4 | -- | -- | 74.0 |
| LIMAGRAIN | | | | | | |
| LCS ATOMIC AX | 64.5 | 61.1 | 42.5 | -- | -- | 73.6 |
| LCS HELIX AX | 56.5 | 56.7 | 43.9 | -- | -- | 64.6 |
| LCS JULEP | 60.6 | 57.8 | 42.5 | -- | -- | 64.7 |
| LCS STEEL AX | 53.6 | 53.9 | 42.3 | -- | -- | 68.9 |
| OGI | | | | | | |
| BREAKTHROUGH | 49.2 | -- | 40.4 | -- | -- | -- |
| PLAINSGOLD | | | | | | |
| CANVAS | 59.3 | 62.3 | 47.5 | -- | -- | 72.1 |
| GUARDIAN | 61.7 | 61.3 | 45.8 | -- | -- | 72.9 |
| WHISTLER | 60.4 | 62.8 | 51.2 | -- | -- | 77.2 |
| POLANSKY | | | | | | |
| HIGH COUNTRY | | 59.4 | 47.6 | -- | -- | 74.5 |
| ROCKSTAR | 64.8 | 61.4 | 54.6 | -- | -- | 71.0 |
| WESTBRED | | | | | | |
| WB4422 | 54.1 | 57.0 | 41.8 | -- | -- | 76.4 |
| WB4595 | 59.1 | 58.2 | 48.2 | -- | -- | 65.6 |
| WB4792 | 52.1 | 53.3 | 45.6 | -- | -- | 62.0 |
| AVERAGE | 59.5 | 58.3 | 47.3 | -- | -- | 72.1 |

Table 11. 2024 WESTERN Kansas irrigated winter wheat performance test

| Brand / Name | CO ¹ | GC ² | HG ³ | Av. | CO | GC | HG | Av. | CO | GC | HG | Av. | CO | CO |
|---------------------|-----------------|-----------------|-----------------|-------|-------------------|-------|-------|-------|------------|------|------|------|---------|---------------|
| | yield (bu/a) | | | | % of test average | | | | tw (lb/bu) | | | | ht (in) | stripe rust** |
| AGRIPRO | | | | | | | | | | | | | | |
| AP PROLIFIC | 78.0 | 100.3 | 128.3 | 102.2 | 92.6 | 102.1 | 94.6 | 96.4 | 54.6 | 58.1 | 56.7 | 56.5 | 33.4 | 7.2 |
| AP Sunbird | 88.1 | 91.0 | 157.2 | 112.1 | 104.7 | 92.6 | 116.0 | 104.4 | 54.8 | 53.0 | 56.5 | 54.8 | 32.6 | 6.8 |
| Roadrunner | 89.3 | 105.0 | 137.1 | 110.5 | 106.1 | 106.8 | 101.2 | 104.7 | 52.8 | 56.8 | 56.1 | 55.2 | 33.6 | 6.2 |
| SY Wolverine | 89.1 | 103.9 | 157.8 | 116.9 | 105.8 | 105.7 | 116.4 | 109.3 | 52.6 | 50.3 | 52.9 | 51.9 | 35.0 | 5.8 |
| AGSECO | | | | | | | | | | | | | | |
| AG Golden | 91.3 | 113.9 | 144.9 | 116.7 | 108.5 | 115.9 | 106.9 | 110.4 | 54.2 | 54.1 | 55.6 | 54.6 | 33.0 | 6.2 |
| KWA | | | | | | | | | | | | | | |
| KS Big Bow | 86.6 | 111.1 | 156.0 | 117.9 | 102.9 | 113.1 | 115.1 | 110.4 | 53.9 | 57.6 | 57.3 | 56.2 | 36.6 | 4.0 |
| KS Bill Snyder | 90.2 | 116.4 | 139.0 | 115.2 | 107.2 | 118.5 | 102.5 | 109.4 | 54.7 | 56.8 | 57.6 | 56.4 | 32.8 | 4.8 |
| KS Mako | 83.7 | 100.5 | 142.7 | 109.0 | 99.4 | 102.3 | 105.3 | 102.3 | 54.7 | 57.0 | 57.9 | 56.5 | 33.4 | 4.8 |
| KS Providence | 84.9 | 102.5 | 166.9 | 118.1 | 100.8 | 104.3 | 123.1 | 109.4 | 55.1 | 55.6 | 56.6 | 55.8 | 33.4 | 5.2 |
| KS Territory | 87.5 | 90.1 | 141.2 | 106.2 | 103.9 | 91.7 | 104.1 | 99.9 | 54.0 | 54.4 | 57.9 | 55.4 | 34.8 | 5.8 |
| LIMAGRAIN | | | | | | | | | | | | | | |
| LCS Atomic AX | 84.6 | 88.9 | 133.8 | 102.4 | 100.5 | 90.5 | 98.7 | 96.6 | 55.7 | 57.3 | 58.9 | 57.3 | 33.0 | 3.8 |
| LCS Galloway AX | 76.0 | 85.5 | 132.9 | 98.1 | 90.3 | 87.0 | 98.0 | 91.8 | 54.3 | 57.1 | 56.5 | 56.0 | 35.6 | 4.8 |
| LCS Helix AX | 88.7 | 119.1 | 153.1 | 120.3 | 105.4 | 121.2 | 113.0 | 113.2 | 55.7 | 58.9 | 58.6 | 57.7 | 33.2 | 6.6 |
| LCS Julep | 82.1 | 72.2 | 114.5 | 89.6 | 97.5 | 73.5 | 84.4 | 85.2 | 53.9 | 52.9 | 57.4 | 54.7 | 34.6 | 5.0 |
| LCS Radar | 75.1 | 97.2 | 133.1 | 101.8 | 89.2 | 98.9 | 98.2 | 95.4 | 53.9 | 57.6 | 56.7 | 56.0 | 33.0 | 7.0 |
| LCS Steel AX | 73.8 | 88.4 | 135.4 | 99.2 | 87.6 | 90.0 | 99.9 | 92.5 | 53.6 | 54.5 | 58.0 | 55.4 | 36.8 | 6.4 |
| LCS White Lightning | 75.9 | 94.3 | 90.4 | 86.9 | 90.2 | 96.0 | 66.7 | 84.3 | 52.9 | 55.8 | 56.6 | 55.1 | 34.2 | 5.4 |
| OGI | | | | | | | | | | | | | | |
| Breakthrough | 79.3 | 87.8 | 127.6 | 98.2 | 94.2 | 89.3 | 94.1 | 92.5 | 55.8 | 54.8 | 57.0 | 55.8 | 34.2 | 3.8 |
| PLAINSGOLD | | | | | | | | | | | | | | |
| Canvas | 93.9 | 105.0 | 152.8 | 117.3 | 111.6 | 106.9 | 112.7 | 110.4 | 54.9 | 56.2 | 58.3 | 56.5 | 32.4 | 5.2 |
| CO18D297R | 86.4 | 93.6 | 147.1 | 109.0 | 102.6 | 95.3 | 108.5 | 102.1 | 54.3 | 58.5 | 57.9 | 56.9 | 37.0 | 5.6 |
| POLANSKY | | | | | | | | | | | | | | |
| Golden Hawk | 98.4 | 107.2 | 136.0 | 113.9 | 116.8 | 109.1 | 100.3 | 108.8 | 53.5 | 54.7 | 56.1 | 54.8 | 34.4 | 5.6 |
| High Country | 82.1 | 95.8 | 164.1 | 114.0 | 97.5 | 97.5 | 121.1 | 105.4 | 54.8 | 56.7 | 57.5 | 56.3 | 34.2 | 5.6 |
| Rockstar | 81.7 | 102.8 | -- | 92.3 | 97.0 | 104.6 | -- | 100.8 | 53.5 | 57.7 | -- | 56.1 | 34.6 | 5.8 |
| WATLEY | | | | | | | | | | | | | | |
| TAM 115 | 90.9 | 89.4 | 113.5 | 97.9 | 108.0 | 91.0 | 83.8 | 94.2 | 55.8 | 55.8 | 59.3 | 57.0 | 34.0 | 6.0 |
| TAM 204 | 87.8 | 93.7 | 116.5 | 99.4 | 104.3 | 95.4 | 86.0 | 95.2 | 55.5 | 57.0 | 58.3 | 56.9 | 32.4 | 6.6 |
| WESTBRED | | | | | | | | | | | | | | |
| WB4422 | 69.0 | 92.3 | 115.0 | 92.1 | 82.0 | 93.9 | 84.8 | 86.9 | 53.9 | 57.0 | 56.8 | 55.9 | 34.8 | 5.4 |
| WB4523 | 92.4 | 108.6 | 138.6 | 113.2 | 109.7 | 110.5 | 102.3 | 107.5 | 54.4 | 56.6 | 57.3 | 56.1 | 29.8 | 4.4 |
| WB4699 | 70.4 | 94.5 | 129.5 | 98.1 | 83.6 | 96.2 | 95.5 | 91.8 | 52.2 | 54.1 | 55.7 | 54.0 | 30.6 | 4.6 |
| AVERAGE | 84.2 | 98.2 | 135.6 | 106.0 | 100.0 | 100.0 | 100.0 | 100.0 | 54.3 | 56.0 | 56.7 | 55.6 | 33.8 | 5.5 |
| CV (%) | 5.9 | 9.8 | 10.9 | -- | 5.9 | 9.8 | 10.9 | -- | 1.1 | 2.1 | 2.2 | -- | 1.2 | -- |
| LSD (0.05)* | 7.2 | 10.3 | 19.0 | -- | 8.5 | 10.5 | 14.0 | -- | 1.0 | 1.9 | 2.8 | -- | 1.6 | -- |

¹CO=Colby, KS, Northwest Agricultural Research Center, Thomas County.
²GC=Garden City, KS, Southwest Agricultural Research Center, Finney County.
³HG=Hugoton, KS, farmer's field, Stevens County.
*Yields must differ by more than the LSD value to be considered statistically different.
**Stripe rust ratings provided by Erick DeWolf, KSU Plant Pathology. 1=resistant plants; 9=susceptible.

| 2023-2024 Season | Colby | Garden City | Hugoton |
|---------------------------------|------------|--------------|--------------|
| Date Planted | 10/19/2023 | 10/11/2023 | 10/9/2023 |
| Previous Crop | sorghum | fallow | failed wheat |
| Primary Tillage | reduced | conventional | no till |
| Irrigated | pivot | pivot | pivot |
| Date Harvested | 7/18/2024 | 7/5/2024 | 7/1/2024 |
| Seasonal precipitation (inches) | 10.7 | 9.7 | 8.9 |
| Normal precipitation (inches) | 12.9 | 12.8 | 12.2 |

WESTERN irrigated multi-year averages (2022-2024)

| Brand / Name | -CO- | -GC- | -HG- |
|----------------|----------------|------|------|
| | 3 yr | 2 yr | 3 yr |
| | (bushels/acre) | | |
| AGRIPRO | | | |
| AP PROLIFIC | 68.4 | 92.0 | 87.2 |
| ROADRUNNER | 73.6 | 85.3 | 88.4 |

Table 11 continued. 2024 WESTERN Kansas irrigated winter wheat performance test
WESTERN irrigated multi-year averages (2022-2024)

| Brand / Name | -CO- | -GC- | -HG- |
|-------------------|----------------|------|------|
| | 3 yr | 2 yr | 3 yr |
| | (bushels/acre) | | |
| AGRIPRO | | | |
| SY WOLVERINE | 78.7 | 91.0 | 75.4 |
| AGSECO | | | |
| AG GOLDEN | 74.3 | 94.7 | 95.3 |
| KWA | | | |
| KS BIG BOW | -- | 95.1 | -- |
| KS BILL SNYDER | -- | 95.5 | -- |
| KS MAKO | -- | 84.4 | -- |
| KS PROVIDENCE | 71.2 | 93.6 | 82.1 |
| KS TERRITORY | -- | 85.2 | -- |
| LIMAGRAIN | | | |
| LCS ATOMIC AX | 80.3 | 85.8 | 83.1 |
| LCS GALLOWAY | -- | 78.4 | -- |
| LCS HELIX AX | 72.2 | 96.9 | 95.5 |
| LCS JULEP | 64.1 | 70.3 | 57.0 |
| LCS STEEL AX | 68.4 | 82.6 | 76.4 |
| OGI | | | |
| BREAKTHROUGH | 70.1 | 76.8 | 64.2 |
| PLAINSGOLD | | | |
| CANVAS | 77.7 | 89.4 | 83.1 |
| POLANSKY | | | |
| HIGH COUNTRY | 75.5 | 84.4 | 70.3 |
| ROCKSTAR | 67.3 | 89.5 | 90.7 |
| WATLEY | | | |
| TAM 204 | 70.8 | 78.2 | 76.1 |
| WESTBRED | | | |
| WB4422 | 67.6 | 82.2 | 90.9 |
| WB4523 | -- | 91.5 | -- |
| WB4699 | 69.4 | 85.1 | 85.9 |
| AVERAGE | 71.9 | 86.7 | 81.3 |

To access crop performance testing information electronically, visit our website. The information contained in this publication, plus more, is available for viewing or downloading at:

www.agronomy.k-state.edu/outreach-and-services/crop-performance-tests

Excerpts from the
University Research Policy Agreement with Cooperating Seed Companies

Permission is hereby given to Kansas State University (KSU) to test varieties and/or hybrids designated on the attached entry forms in the manner indicated in the test announcements. I certify that seed submitted for testing is a true sample of the seed being offered for sale.

I understand that all results from Kansas Crop Performance Tests belong to the University and the public and shall be controlled by the University so as to produce the greatest benefit to the public. Performance data may be used in the following ways: 1) Tables may be reproduced in their entirety provided the source is referenced and data are not manipulated or reinterpreted; 2) Advertising statements by an individual company about the performance of its entries may be made as long as they are accurate statements about the data as published, with no reference to other companies' names or cultivars. In both cases, the following must be included with the reprint or ad citing the appropriate publication number and title: "See the official Kansas State University Agricultural Experiment Station and Cooperative Extension Service Report of Progress 1186, '2024 Kansas Performance Tests with Winter Wheat Varieties,' or the Kansas Crop Performance Test website, agronomy.k-state.edu/outreach-and-services/crop-performance-tests, for details. Endorsement or recommendation by Kansas State University is not implied."

Contributors

Main Station, Manhattan

Jane Lingenfelter, Assistant Agronomist
Kelsey Andersen Onofre, Extension Plant Pathology
Chip Redmond, Kansas Mesonet Manager
Romulo Lollato, Extension Agronomy Wheat Specialist
Jeff Whitworth, Extension Entomology

Experiment Fields

Eric Adee, Ottawa
Scott Dooley, Scandia
Darren Hibdon, Ottawa
Michael Larson, Scandia
Keith Thompson, Hutchinson

Research Centers

Garth Blackburn, Parsons
Amanda Burnett, Tribune
Lucas Haag, Colby and Tribune
Gretchen Sassenrath, Parsons

Cooperators

Mike and Tanner Brown, Colby
Marty Fletchall, Beloit
Gayle and Denton Haag,
Decatur County
Brian Yutzy, Hutchinson

Copyright 2024 Kansas State University Agricultural Experiment Station and Cooperative Extension Service. Contents of this publication may be freely reproduced for educational purposes. All other rights reserved. In each case, give credit to the author(s), 2024 Kansas Performance Tests with Winter Wheat Varieties, Kansas State University, August 2024, Contribution no. 25-030-S from the Kansas Agricultural Experiment Station.

Brand names appearing in this publication are for product identification purposes only. No endorsement is intended, nor is criticism implied of similar products not mentioned.

Publications from Kansas State University are available at:
www.ksre.ksu.edu

Kansas State University Agricultural Experiment Station and Cooperative Extension Service

K-State Research and Extension is an equal opportunity provider and employer.

SRP 1186 August 2024

KANSAS CROP IMPROVEMENT ASSOCIATION

2000 Kimball Ave • Manhattan, KS 66502 • (785) 532-6118 • (785) 532-6551 Fax • E-mail: kscrop@kansas.net • www.kscrop.org

Staff

Eric Fabrizius, Interim Executive Director/Laboratory Manager
Erica Miller, Records & Office Manager
Rayshell Colson, Registered Seed Technologist
Marion Spiering, Manager, Field Services and Certification

Officers

President, Dustin Miller, Haven
Vice-President of Research, Alex King, Manhattan
Vice-President of Standards, Chris Boyd, Medicine Lodge

Directors

Alex King, Manhattan (At-Large)
Aaron Yoder, Bartlett (At-Large)
Caleb Sipes, Manter (At-Large)
Shane Ohlde, Palmer (At-Large)
Rajiv Khosla, Manhattan (KSU Agronomy Dept.)
Durango Schmidt, Hutchinson (KSIA Representative)
Ben McClure, Hugoton (Southwest District)
Dustin Miller, Haven (At-Large)
Evan Lesser, Palco (Northwest District)
Dan Rhine, Assaria (North-central District)
Chris Boyd, Medicine Lodge (South-central District)
Rich Falkenstien, Oswego (East District)

About this Directory

The seed producers listed in this directory have applied to the Kansas Crop Improvement Association (KCIA) for inspection of seed production fields. KCIA checks all seed sources to confirm seed eligibility.

Seed produced on these fields is not Certified or Quality Assured until the field has passed inspection and the harvested seed has been properly conditioned, sampled and tested.

Seed meeting certification standards is issued a Certificate of Inspection and may be sold as Certified Seed. Quality Assured seed must meet similar standards.

Kansas Seed Law requires all seed to be properly labeled. The label is your warranty. Each bag of Kansas Certified Seed must be labeled with an official KCIA certification tag.

A completed KCIA Bulk Retail Sale Certificate or Bulk Invoice Label must accompany each bulk sale. Contact KCIA regarding the specific rules for re-selling bulk Certified Seed.

KCIA does not produce, process, buy or sell seed; therefore, assumes no financial responsibility regarding any seed listed herein.

Growers guarantee that Foundation, Registered, Certified or Quality Assured seed sold by them conforms to the standards of the Association in origin, varietal purity and quality. KCIA should be advised of any complaints made to the producer or vendor of seed.

Listing of a producer does not imply that all requirements have been met at time of publishing. Contact KCIA if you have concerns or questions about seed offered as Certified or KCIA Quality Assured.

Plant Variety Protection

The Plant Variety Protection Act (PVPA) makes it possible to protect plant varieties by law. Therefore, it is unlawful to sell, offer for sale or expose for sale, uncertified seed by variety name when it is a variety for which a Certificate of Plant Protection has been issued, specifying sale only as a class of certified seed.

It is the responsibility of the grower to inform the purchaser that a variety is protected and at what level. This may be accomplished on the label by the appropriate statements. The status of varieties listed in this directory is as follows:

PVP Status* – Small Grains **As of July 5, 2024

*Important:

- Additional licensing and/or marketing restrictions may apply.
- New varieties with a PVP Level 0, 1, 2, or 3 may be updated to a different level in the future.
- List does not include all varieties found in the marketplace. For varieties not listed or status updates please contact the genetics provider or the KCIA office.

Wheat

| | | | | | |
|---|--------------------|---|-----------------|---|---------------|
| 5 | 122016W | 5 | KS Dallas | 5 | SY Grit |
| 4 | AG Golden | 5 | KS Hamilton | 5 | SY Monument |
| 4 | AG Radical | 5 | KS Hatchett | 5 | SY Wolverine |
| 5 | AP Bigfoot | 3 | KS Mako | 0 | T154 |
| 5 | AP EverRock | 3 | KS Providence | 0 | T158 |
| 5 | AP Prolific | 5 | KS Territory | 5 | TAM 114 |
| 5 | AP Roadrunner | 5 | KS Silverado | 5 | TAM 115 |
| 5 | AP18 AX | 5 | KS Western Star | 4 | WB4401 |
| 3 | AP24 AX | 5 | Langin | 0 | WB4422 |
| 5 | Bob Dole | 5 | Larry | 3 | WB4445CLP |
| 5 | Brawl CL Plus | 5 | LCS Atomic AX | 4 | WB4462 |
| 5 | Byrd | 4 | LCS Chrome | 3 | WB4510CLP |
| 5 | Canvas | 5 | LCS Galloway AX | 0 | WB4523 |
| 5 | CP 7017 AX | 5 | LCS Helix AX | 4 | WB4595 |
| 5 | Crescent AX | 4 | LCS Julep | 3 | WB4632 |
| 5 | Doublestop CL Plus | 5 | LCS Photon AX | 5 | WB4699 |
| 5 | Everest | 4 | LCS Runner | 2 | WB4739AX |
| 5 | Green Hammer | 5 | LCS Steel AX | 5 | WB4792 |
| 4 | Guardian | 5 | LCS Valiant | 3 | WB9303 |
| 3 | High Cotton | 5 | Oakley CL | 4 | WB-Grainfield |
| 5 | High Country | 5 | OK Corral | 5 | Whistler |
| 5 | Joe | 5 | Paradise | 4 | Winterhawk |
| 4 | Kivari AX | 5 | Rock Star | 5 | Zenda |
| 5 | KS Ahearn | 5 | Showdown | | |
| 3 | KS Bill Snyder | 5 | Strad CL Plus | | |
| 5 | KS Big Bow | 5 | SY Achieve CL2 | | |

Triticale

| | |
|---|---------------|
| 4 | 841446398 |
| 5 | Forage FX1001 |
| 4 | SY TF 813 |

Oats

| | | | | | |
|---|---------|---|--------|---|------------|
| 5 | Goliath | 5 | Hayden | 3 | SD Buffalo |
|---|---------|---|--------|---|------------|

PVP LEVEL (Legend)

0. Not A Protected Variety.
1. Unauthorized Propagation Prohibited - For Testing (or Increase) Only.
2. Unauthorized Propagation Prohibited - U.S. Variety Protection Applied For.
3. Unauthorized Propagation Prohibited - U.S. Variety Protection Applied For Specifying That Seed Of This Variety Is To Be Sold By Variety Name Only As A Class Of Certified Seed.
4. Unauthorized Propagation Prohibited - U.S. Protected Variety.
5. Unauthorized Propagation Prohibited - To Be Sold By Variety Name Only As A Class Of Certified Seed - U.S. Protected Variety.

**** Please note, only the KCIA Legend was updated in 2022; the PVP Statement language has not changed.**

WHEAT - HRW**122016W****MITCHELL**

SOLOMON RAPIDS SEED, INC.
JOEL LOMAX AND KATIE BODEN
1853 HOWARD LANE
BELOIT, KS 67420
(785) 738-5134

2464411**DICKINSON**

PHILLIPS SEED FARMS INC
JORDAN HUGGANS
980 HWY 15
HOPE, KS 67451-2393
(785) 949-2204

9447004**WASHINGTON**

OHLDE SEED FARMS
SHANE OHLDE
1577 4TH RD
PALMER, KS 66962
(785) 692-4555

AG GOLDEN**DECATUR**

MAY FAMILY FARMS INC
ROGER MAY
1896 100TH RD
OBERLIN, KS 67749
(785) 475-7065, (785) 475-3369

DICKINSON

PHILLIPS SEED FARMS INC
JORDAN HUGGANS
980 HWY 15
HOPE, KS 67451-2393
(785) 949-2204

RILEY

KSU FOUNDATION SEED
ADDIE CLARY
2200 KIMBALL AVENUE
MANHATTAN, KS 66502
(785) 532-6115

SHERMAN

WHEATRIDGE FARMS LTD
MELVIN & MIKE SIECK
3090 RD 68
EDSON, KS 67733
(785) 694-3737, (785) 694-2479

STANTON

SIPES SEED SALES INC
JIM SIPES
12894 SOUTH RD X
MANTER, KS 67862
(620) 493-4693

AG ICON**OSBORNE**

STAR SEED INC.
BRAD DILL
PO BOX 228
OSBORNE, KS 67473
(785) 346-5447, (785) 346-5447

AG RADICAL**CRAWFORD**

DELANGE SEED HOUSE INC
DARRIN DELANGE
PO BOX 7
GIRARD, KS 66743
(620) 724-6223, (620) 724-6223

DICKINSON

PHILLIPS SEED FARMS INC
JORDAN HUGGANS
980 HWY 15
HOPE, KS 67451-2393
(785) 949-2204

RENO

MILLER SEED FARMS, LLC
LOYAL MILLER
13610 W ILLINOIS AVE
PARTRIDGE, KS 67566
(620) 567-3125

RILEY

KSU FOUNDATION SEED
ADDIE CLARY
2200 KIMBALL AVENUE
MANHATTAN, KS 66502
(785) 532-6115

AM CARTWRIGHT**SUMNER**

GREG TUREK
792 W 175TH STREET S
CALDWELL, KS 67022
(620) 845-4039, (620) 845-6505

AP BALDY**MITCHELL**

SOLOMON RAPIDS SEED, INC.
JOEL LOMAX AND KATIE BODEN
1853 HOWARD LANE
BELOIT, KS 67420
(785) 738-5134

MORRIS

TISCHHAUSER SEEDS INC
CHAD TISCHHAUSER
2048 Q AVE
WILSEY, KS 66873
(785) 497-2888, (785) 497-2888

AP BIGFOOT**DECATUR**

MAY FAMILY FARMS INC
ROGER MAY
1896 100TH RD
OBERLIN, KS 67749
(785) 475-7065, (785) 475-3369

DICKINSON

PHILLIPS SEED FARMS INC
JORDAN HUGGANS
980 HWY 15
HOPE, KS 67451-2393
(785) 949-2204

HARPER

SCHMIDT FAMILY FARMS LLC
JARRETT SCHMIDT
968 NE 20 RD
FREEPORT, KS 67049
(214) 244-4965, (620) 962-5453

LINCOLN

RON FREDERKING ENT
RON FREDERKING
343 E KIOWA DR
SYLVAN GROVE, KS 67481-9159
(785) 526-7775, (785) 526-7775

MCPHERSON

DON NEUFELDT
1586 BUCKSKIN RD
MOUNDRIDGE, KS 67107
(620) 747-0404, (620) 345-8270

MITCHELL

SOLOMON RAPIDS SEED, INC.
JOEL LOMAX AND KATIE BODEN
1853 HOWARD LANE
BELOIT, KS 67420
(785) 738-5134

NESS

BAER & NICHEPOR FARMS
ALEX NICHEPOR
17282 T RD
NESS CITY, KS 67560
(785) 798-2575, (785) 798-2575

OSBORNE

STAR SEED INC.
BRAD DILL
PO BOX 228
OSBORNE, KS 67473
(785) 346-5447, (785) 346-5447

PAWNEE

SEEMAN FARMS
GEORGE & DALE SEEMAN
2263 160TH AVE
LARNED, KS 67550
(620) 285-5288, (620) 285-3471

RENO

CENTRAL PRAIRIE CO-OP
MACY STEPHAN
NO #1 NICKERSON AVE, PO BOX 6
NICKERSON, KS 67561
(620) 422-3485

JACQUES FARMS INC

RONALD JACQUES
2216 W LAKE CABLE RD
HUTCHINSON, KS 67501
(620) 960-3270

KAUFFMAN SEEDS

DUSTIN MILLER
9218 S HALSTEAD ST
HUTCHINSON, KS 67501
(620) 465-2245



BAER & NICHEPOR FARMS

CERTIFIED SEED WHEAT

WHITE WHEAT

KS Joe ■ KS Big Bow

RED WHEAT

WB 4792 ■ WB 4422 ■ AP Bigfoot
SY Wolverine ■ AP18 AX ■ KS Mako
KS Territory ■ KS Hamilton

NESS CITY, KS

CELLS: 785-798-7123 or 785-798-7269

kansasseedwheat.com

MILLER SEED FARMS, LLC
LOYAL MILLER
13610 W ILLINOIS AVE
PARTRIDGE, KS 67566
(620) 567-3125

REPUBLIC

POLANSKY SEED INC
CHRISTIAN TIPTON
BOX 306, 2729 M STREET
BELLEVILLE, KS 66935
(785) 527-2271, (785) 527-2271

RICE

LOST CREEK FARMS
HOWARD BEHNKE
1015 AVE, F
LYONS, KS 67554
(620) 562-3413, (620) 562-3413

RUSH

ED JUNIOR FARM INC
TIM OBORNY
2122 CR 320
BISON, KS 67520
(785) 356-2773, (785) 356-2773

SCOTT

CIRCLE C FARMS INC
STEVE COMPTON
PO BOX 348
SCOTT CITY, KS 67871
(620) 874-5470

SHERMAN

DAN SCHIELDS SEED FARM
DAN & SHAWNIE SCHIELDS
7455 HWY 27
GOODLAND, KS 67735
(785) 821-0286

STANTON

SIPES SEED SALES INC
JIM SIPES
12894 SOUTH RD X
MANTER, KS 67862
(620) 493-4693

STEVENS

KRAMER SEED FARMS
BEN MCCLURE
PO BOX K
HUGOTON, KS 67951
(620) 544-4330

THOMAS

MATTSON FARMS
HERB MATTSON
1274 US HWY 24
COLBY, KS 67701-9533
(785) 586-2313

WALLACE

E & H FARMS INC
ERIC PURVIS
PO BOX 175
WESKAN, KS 67762
(785) 943-5406, (785) 943-5386

AP EVERROCK**BARBER**

BOYD SEED FARMS, INC
CHRIS BOYD
12001 NW SPRING CREEK RD
MEDICINE LODGE, KS 67104-8351
(620) 243-2584

MCPHERSON

DON NEUFELDT
1586 BUCKSKIN RD
MOUNDRIDGE, KS 67107
(620) 747-0404, (620) 345-8270

AP LONGJACK**STEVENS**

KRAMER SEED FARMS
BEN MCCLURE
PO BOX K
HUGOTON, KS 67951
(620) 544-4330

AP PROLIFIC**BARBER**

BOYD SEED FARMS, INC
CHRIS BOYD
12001 NW SPRING CREEK RD
MEDICINE LODGE, KS 67104-8351
(620) 243-2584

BUTLER

WIEBE FARMS INC
GORDON WIEBE
12627 NW PRAIRIE CREEK RD
WHITEWATER, KS 67154
(316) 799-2866, (316) 799-2866

COWLEY

BLANKENSHIP SEEDS
JOHN BLANKENSHIP
1697 82ND RD
UDALL, KS 67146-9440
(620) 782-3443, (620) 782-3443

DICKINSON

PHILLIPS SEED FARMS INC
JORDAN HUGGANS
980 HWY 15
HOPE, KS 67451-2393
(785) 949-2204

GRAHAM

PLAINSMEN SEED
EVAN LESSER
1364 350TH AVE
PALCO, KS 67657
(785) 737-2145

HARPER

SCHMIDT FAMILY FARMS LLC
JARRETT SCHMIDT
968 NE 20 RD
FREEPORT, KS 67049
(214) 244-4965, (620) 962-5453

MITCHELL

SOLOMON RAPIDS SEED, INC.
JOEL LOMAX AND KATIE BODEN
1853 HOWARD LANE
BELOIT, KS 67420
(785) 738-5134

MORRIS

TISCHHAUSER SEEDS INC
CHAD TISCHHAUSER
2048 Q AVE
WILSEY, KS 66873
(785) 497-2888, (785) 497-2888

OSBORNE

STAR SEED INC.
BRAD DILL
PO BOX 228
OSBORNE, KS 67473
(785) 346-5447, (785) 346-5447

PAWNEE

SEEMAN FARMS
GEORGE & DALE SEEMAN
2263 160TH AVE
LARNED, KS 67550
(620) 285-5288, (620) 285-3471

RENO

GREENBUSH SEED & SUPPLY INC
DURANGO SCHMIDT
PO BOX 661, 315 S ADAMS
HUTCHINSON, KS 67504-0661
(620) 662-6659

JACQUES FARMS INC
RONALD JACQUES
2216 W LAKE CABLE RD
HUTCHINSON, KS 67501
(620) 960-3270

KAUFFMAN SEEDS
DUSTIN MILLER
9218 S HALSTEAD ST
HUTCHINSON, KS 67501
(620) 465-2245

MILLER SEED FARMS, LLC
LOYAL MILLER
13610 W ILLINOIS AVE
PARTRIDGE, KS 67566
(620) 567-3125

REPUBLIC

POLANSKY SEED INC
CHRISTIAN TIPTON
BOX 306, 2729 M STREET
BELLEVILLE, KS 66935
(785) 527-2271, (785) 527-2271

RICE

LOST CREEK FARMS
HOWARD BEHNKE
1015 AVE, F
LYONS, KS 67554
(620) 562-3413, (620) 562-3413

RUSH

ED JUNIOR FARM INC
TIM OBORNY
2122 CR 320
BISON, KS 67520
(785) 356-2773, (785) 356-2773

STEVENS

KRAMER SEED FARMS
BEN MCCLURE
PO BOX K
HUGOTON, KS 67951
(620) 544-4330



Caughlin Seed

INTEGRITY • QUALITY • SERVICE

OK Seed License # 08009941

14201 South P Street • Tonkawa, OK 74653

Contact Joe Caughlin @ 580-761-6936

We have certified truck scales on the farm
and seed treatment is available.

Current wheat varieties include:

AgriPro

AP Prolific, AP Bigfoot, Bob Dole
and SY Monument

**Oklahoma
Genetics, Inc.**

High Cotton, Showdown, Green
Hammer, Doublestop CL+

**Kansas Wheat
Alliance**

KS Providence

SUMNER
DEVLIN SEED LLC
ANDREW DEVLIN
1044 W 80TH AVE N
CONWAY SPRINGS, KS 67031
(316) 303-7359

TIM TUREK
480 E 120TH STREET S.
SOUTH HAVEN, KS 67140-9335
(620) 892-5916, (620) 892-5916

AP ROADRUNNER

FINNEY
LOBMEYER SEED FARMS INC
MATTHEW LOBMEYER
14470 S RD 14
GARDEN CITY, KS 67846
(620) 272-6839, (620) 275-5848

SHERMAN
DAN SCHIELDS SEED FARM
DAN & SHAWNIE SCHIELDS
7455 HWY 27, GOODLAND, KS 67735
(785) 821-0286

STANTON
SIPES SEED SALES INC
JIM SIPES
12894 SOUTH RD X
MANTER, KS 67862
(620) 493-4693

STEVENS
KRAMER SEED FARMS
BEN MCCLURE
PO BOX K
HUGOTON, KS 67951
(620) 544-4330

AP SUNBIRD

THOMAS
MATTSON FARMS
HERB MATTSON
1274 US HWY 24
COLBY, KS 67701-9533
(785) 586-2313

AP18 AX

BARBER
BOYD SEED FARMS, INC
CHRIS BOYD
12001 NW SPRING CREEK RD
MEDICINE LODGE, KS 67104-8351
(620) 243-2584

DICKINSON
PHILLIPS SEED FARMS INC
JORDAN HUGGANS
980 HWY 15
HOPE, KS 67451-2393
(785) 949-2204

HARPER
SCHMIDT FAMILY FARMS LLC
JARRETT SCHMIDT
968 NE 20 RD
FREEPORT, KS 67049
(214) 244-4965, (620) 962-5453

SUMNER
TIM TUREK
480 E 120TH STREET S.
SOUTH HAVEN, KS 67140-9335
(620) 892-5916, (620) 892-5916

AP24 AX

DICKINSON
PHILLIPS SEED FARMS INC
JORDAN HUGGANS
980 HWY 15
HOPE, KS 67451-2393
(785) 949-2204

RENO
MILLER SEED FARMS, LLC
LOYAL MILLER
13610 W ILLINOIS AVE
PARTRIDGE, KS 67566
(620) 567-3125

REPUBLIC
POLANSKY SEED INC
CHRISTIAN TIPTON
BOX 306, 2729 M STREET
BELLEVILLE, KS 66935
(785) 527-2271, (785) 527-2271

STEVENS
KRAMER SEED FARMS
BEN MCCLURE
PO BOX K
HUGOTON, KS 67951
(620) 544-4330

SUMNER
TIM TUREK
480 E 120TH STREET S.
SOUTH HAVEN, KS 67140-9335
(620) 892-5916, (620) 892-5916

THOMAS
MATTSON FARMS
HERB MATTSON
1274 US HWY 24
COLBY, KS 67701-9533
(785) 586-2313

AVERY

TREGO
BRUNGARDT FARMS LLC
DARRIN BRUNGARDT
805 N 2ND ST
WAKEENEY, KS 67672
(785) 627-6041

BOB DOLE

BARBER
BOYD SEED FARMS, INC
CHRIS BOYD
12001 NW SPRING CREEK RD
MEDICINE LODGE, KS 67104-8351
(620) 243-2584

DICKINSON
PHILLIPS SEED FARMS INC
JORDAN HUGGANS
980 HWY 15
HOPE, KS 67451-2393
(785) 949-2204

Kramer Seed Farms

“The Wheat Seed Specialists”

2024 VARIETIES

| | |
|---------------|--------------|
| AP 18AX | SY MONUMENT |
| AP LONGJACK | SY WOLVERINE |
| AP ROADRUNNER | SY RUGGED |
| SY GRIT | TAM 115 |

*FEATURING SYNGENTA
SEEDCARE SEED TREATMENT*



Seed Plant: 3 miles west of Hugoton
Office: 600 S Main, Hugoton, KS
Office: 620-544-4330
Ben McClure: 620-544-1579
Email: kramer.seed76@gmail.com

CERTIFIED WHEAT SEED

WB4401, WB4422, WB4269, WB4523
Monument, Wolverine, Everrock, Bigfoot,
Doublestop, Atomic, Prolific,
Providence, Rockstar
Others available

**SEED TREATMENTS
JANTZ FARMS**



RENO

MILLER SEED FARMS, LLC
LOYAL MILLER
13610 W ILLINOIS AVE
PARTRIDGE, KS 67566
(620) 567-3125

RILEY

KSU FOUNDATION SEED
ADDIE CLARY
2200 KIMBALL AVENUE
MANHATTAN, KS 66502
(785) 532-6115

SUMNER

TIM TUREK
480 E 120TH STREET S.
SOUTH HAVEN, KS 67140-9335
(620) 892-5916

BRAWL CL PLUS**THOMAS**

TRIPLE T FARMS INC
JAMES D TUBBS
470 W ASH ST
COLBY, KS 67701
(785) 460-2743

BREADBOX**HARVEY**

VOGT GRAIN FARMS
RYAN VOGT
3825 N WEST RD
NEWTON, KS 67114
(620) 327-7380

BYRD**SHERMAN**

HARVEST MOON INC
FRED SCHIELDS
7315 HWY 27
GOODLAND, KS 67735
(785) 899-5979

BYRD CL PLUS**SHERMAN**

HARVEST MOON INC
FRED SCHIELDS
7315 HWY 27
GOODLAND, KS 67735
(785) 899-5979

CANVAS**BARBER**

BOYD SEED FARMS, INC
CHRIS BOYD
12001 NW SPRING CREEK RD
MEDICINE LODGE, KS 67104-8351
(620) 243-2584

BARTON

AMERICAN PLAINS COOP
PAYTON MAULER
PO BOX 68
GREAT BEND, KS 67530
(620) 793-3531

DECATUR

MAY FAMILY FARMS INC
ROGER MAY
1896 100TH RD
OBERLIN, KS 67749
(785) 475-7065, (785) 475-3369

FINNEY

LOBMEYER SEED FARMS INC
MATTHEW LOBMEYER
14470 S RD 14
GARDEN CITY, KS 67846
(620) 272-6839, (620) 275-5848

GOVE

OSTMEYER FARMS SEED
TERRY OSTMEYER
3461 HWY 40
GRINNELL, KS 67738
(785) 673-6348

GRAY

WILLIAMS & SONS INC
ORVILLE L WILLIAMS
11304 BB RD
MONTEZUMA, KS 67867
(620) 846-0260, (620) 846-2580

HAMILTON

JL FARMS
JESS SCHWIETERMAN
BOX 242
SYRACUSE, KS 67878
(620) 384-4240

HASKELL

GROTH SEED & GRAIN
JIM GROTH
1857 ROAD HH
SATANTA, KS 67870
(620) 649-2560

LANE

EHMKE SEED
VANCE AND LOUISE EHMKE
74 WEST RD 130
HEALY, KS 67850
(620) 397-2350

SHERIDAN

JIMMY STEWART
2555 N RD 10 WEST
HOXIE, KS 67740
(785) 675-3129

STANTON

DAVID WALKER FARMS
DAVID T WALKER
PO BOX 724
JOHNSON, KS 67855
(620) 492-2506

SUMNER

TIM TUREK
480 E 120TH STREET S.
SOUTH HAVEN, KS 67140-9335
(620) 892-5916

THOMAS

TRIPLE T FARMS INC
JAMES D TUBBS
470 W ASH ST
COLBY, KS 67701
(785) 460-2743

TREGO

BRUNGARDT FARMS LLC
DARRIN BRUNGARDT
805 N 2ND ST
WAKEENEY, KS 67672
(785) 627-6041

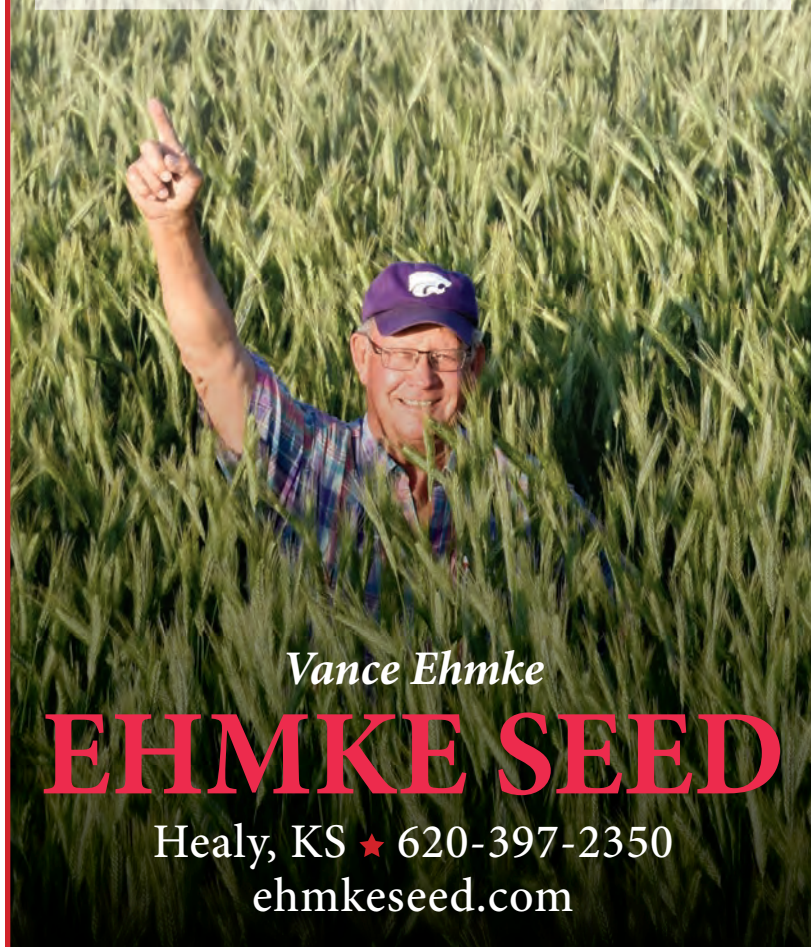
CP 7017 AX**HARVEY**

MID-KANSAS COOPERATIVE
LANE ALLISON
1066 COMANCHE RD
INMAN, KS 67546
(620) 585-6649



BLUE RIBBON TRITICALE

Whether you're looking for a hay, silage or graze-out triticale variety or blend, we have an award-winning solution to your forage need. At 21.7, 21.8, & 22.7 tons per acre, ThunderTall™ & Thunder Tall II™ topped the NMSU irrigated dairy variety trials. For grazing, reputation cattlemen say ThunderGraze Extra™ has doubled their production. Our triticale won the Kansas State Fair! See us for ThunderCale™ and the complete Thunder™ brand of triticale and rye.



Vance Ehmke

EHMKE SEED

Healy, KS ★ 620-397-2350

ehmkeseed.com

OKLAHOMA GENETICS, INC.

TOP VARIETIES
FROM OGI:

Showdown

Doublestop CL+

OK Corral

Green Hammer

High Cotton

Strad CL+

Butler's Gold

Smith's Gold

Paradox

OGI PROVEN PERFORMANCE

HIGH WHEAT PROTEIN

Butler's Gold Green Hammer
Doublestop CL+ Skydance
Firebox Strad CL+

GRAZING TOLERANCE

Bentley Showdown
Big Country Smith's Gold
Doublestop CL+ Strad CL+
High Cotton Uncharted
OK Corral

BEST FUNCTIONALITY

Baker's Ann Green Hammer
Bentley Ruby Lee
Big Country Skydance
Butler's Gold Smith's Gold
Doublestop CL+ Strad CL+
Firebox

HESSIAN FLY RESISTANCE

Breadbox OK Corral
Duster Paradox
Gallagher Showdown
Green Hammer Smith's Gold

BEST DISEASE PROTECTION

Big Country OK Corral
Butler's Gold Skydance
Doublestop CL+ Smith's Gold
Green Hammer Strad CL+
High Cotton Uncharted

ACID-SOIL TOLERANCE

Baker's Ann Green Hammer
Bentley Skydance
Butler's Gold Strad CL+
Doublestop CL+ Uncharted



From farmer to consumer, OGI varieties are proven performers every year. Our wheat varieties provide the quality characteristics end-users and consumers desire, and they provide the agronomics wheat producers require. We strive to create diverse, high-quality and resilient wheat varieties that the entire wheat foods chain can trust and rely upon.



CRESCENT AX**BARTON**

AMERICAN PLAINS COOP
PAYTON MAULER
PO BOX 68
GREAT BEND, KS 67530
(620) 793-3531

PAWNEE

SEEMAN FARMS
GEORGE & DALE SEEMAN
2263 160TH AVE
LARNED, KS 67550
(620) 285-5288, (620) 285-3471

DOUBLESTOP CL PLUS**BARBER**

BOYD SEED FARMS, INC
CHRIS BOYD
12001 NW SPRING CREEK RD
MEDICINE LODGE, KS 67104-8351
(620) 243-2584

HARVEY

WILDCAT AGRI SERVICE
MICHAEL MCGINN
1123 W 4TH
SEDGWICK, KS 67135
(316) 772-5050

KIOWA

GAMBLE FARMS LLC
KI AND KIM GAMBLE
16134 30TH AVE
GREENSBURG, KS 67054
(620) 723-2637

MCPHERSON

DON NEUFELDT
1586 BUCKSKIN RD
MOUNDRIDGE, KS 67107
(620) 747-0404, (620) 345-8270

MEADE

EDIGER AG LLC
DARWIN EDIGER
23215 U RD
MEADE, KS 67864
(620) 338-2224

PAWNEE

SEEMAN FARMS
GEORGE & DALE SEEMAN
2263 160TH AVE
LARNED, KS 67550
(620) 285-5288, (620) 285-3471

RENO

BURLING MILLS INC
WALTER BURLING
13215 S PARTRIDGE RD
PARTRIDGE, KS 67566
(620) 567-2421

KAUFFMAN SEEDS

DUSTIN MILLER
9218 S HALSTEAD ST
HUTCHINSON, KS 67501
(620) 465-2245

MILLER SEED FARMS, LLC

LOYAL MILLER
13610 W ILLINOIS AVE
PARTRIDGE, KS 67566
(620) 567-3125

SCHWERTFEGER FARMS

JEFF SCHWERTFEGER
21918 S SALT MARSH RD
TURON, KS 67583
(620) 497-6611

SALINE

EVERHART PRECISION AG, INC
MATT EVERHART
10253 S DONMYER RD
GYPSUM, KS 67448
(785) 643-0835

SUMNER

DEVLIN SEED LLC
ANDREW DEVLIN
1044 W 80TH AVE N
CONWAY SPRINGS, KS 67031
(316) 303-7359

EVEREST**ALLEN**

THOLEN SEED FARMS
ROBERT THOLEN
4491 OREGON RD
MORAN, KS 66755
(620) 363-4691

COWLEY

C & C CATTLE LLC
KYLE COOLEY
11217 131ST RD
WINFIELD, KS 67156
(620) 222-1075, (620) 222-2633

CRAWFORD

DELANGE SEED HOUSE INC
DARRIN DELANGE
PO BOX 7
GIRARD, KS 66743
(620) 724-6223

HARVEY

CLAASSEN FARMS
DWIGHT CLAASSEN
3003 E 1ST
NEWTON, KS 67114
(316) 993-6500

VOGT GRAIN FARMS

RYAN VOGT
3825 N WEST RD
NEWTON, KS 67114
(620) 327-7380

LABETTE

MATHES FARMS LLC
BRENT MATHES
1635 2000 RD
BARTLETT, KS 67332-9322
(620) 226-3378

RENO

GREENBUSH SEED & SUPPLY INC
DURANGO SCHMIDT
PO BOX 661, 315 S ADAMS
HUTCHINSON, KS 67504-0661
(620) 662-6659

RILEY

KSU FOUNDATION SEED
ADDIE CLARY
2200 KIMBALL AVENUE
MANHATTAN, KS 66502
(785) 532-6115

GREEN HAMMER**BARBER**

MOLZ SEED LLC, ERIC MOLZ
PO BOX 124
KIOWA, KS 67070
(620) 825-4030

RENO

KAUFFMAN SEEDS
DUSTIN MILLER
9218 S HALSTEAD ST
HUTCHINSON, KS 67501
(620) 465-2245

GUARDIAN**LANE**

EHMKE SEED
VANCE AND LOUISE EHMKE
74 WEST RD 130
HEALY, KS 67850
(620) 397-2350

SHERMAN

WHEATRIDGE FARMS LTD
MELVIN & MIKE SIECK
3090 RD 68
EDSON, KS 67733
(785) 694-3737, (785) 694-2479

HIGH COTTON**KINGMAN**

CONRARDY SEEDS
STEVE CONRARDY
8948 SW 100TH AVE
SPIVEY, KS 67142-9104
(620) 532-5508, (620) 243-6075

RENO

KAUFFMAN SEEDS
DUSTIN MILLER
9218 S HALSTEAD ST
HUTCHINSON, KS 67501
(620) 465-2245

SALINE

EVERHART PRECISION AG, INC
MATT EVERHART
10253 S DONMYER RD
GYPSUM, KS 67448
(785) 643-0835

SEDGWICK

WETTA FARMS, LLC
BRIAN WETTA & ANDY BRAND
2855 N 263RD ST W
ANDALE, KS 67001
(316) 841-7333



Harvest Moon, Inc.

Fred and Jeanie Schields

Byrd
Byrd CL+
New KS Bill Snyder
KS Dallas

KS Hamilton
New KS Providence
KS Territory

• Custom Blends •

KS Western Star
Langin
LCS Atomic AX
TAM 114
WB4422

Office: (785) 899-5979
Fred cell: (785) 899-4949

Email: fjschields@st-tel.net
www.Schieldsfarms.com

*Your Road To Profit Begins
With Quality Seed*

F & J Farms
Goodland, Kansas



Schields seed plant north of Goodland, Kansas

• Quantity & Early Order Discounts Available • Seed Treatment Options •

Fred and Jeanie Schields, and with their daughter Tiffany Mathias, have been in the seed business for nearly 45 years. Each year they produce and analyze several varieties on their farm to see how they will perform for farmers in Western Kansas, Nebraska, and Eastern Colorado. At Harvest Moon, you'll find one of the largest selections anywhere of the highest performing varieties for the Western High Plains.

With today's input costs, you don't want to short your farm yields by planting "bin run" seed that lacks in hybrid vigor. Certified and Registered seed from Harvest Moon, Inc., will assure you're getting top quality at very affordable prices — high test weight, free of weed seed, high germination, and genetically pure. Let us assist you in your wheat variety selection that helps lower risks, improve yield and in return, will increase your profitability.

HIGH COUNTRY

REPUBLIC

POLANSKY SEED INC
CHRISTIAN TIPTON
BOX 306, 2729 M STREET
BELLEVILLE, KS 66935
(785) 527-2271

KIVARI AX

BARBER

BOYD SEED FARMS, INC
CHRIS BOYD
12001 NW SPRING CREEK RD
MEDICINE LODGE, KS 67104-8351
(620) 243-2584

HAMILTON

JL FARMS
JESS SCHWIETERMAN
BOX 242
SYRACUSE, KS 67878
(620) 384-4240

RICE

RICKER SEEDS LLC
MARK RICKER
565 AVE N
RAYMOND, KS 67573
(620) 562-7755

SUMNER

TIM TUREK
480 E 120TH STREET S.
SOUTH HAVEN, KS 67140-9335
(620) 892-5916

THOMAS

TRIPLE T FARMS INC
JAMES D TUBBS
470 W ASH ST
COLBY, KS 67701
(785) 460-2743

KS AHEARN

BUTLER

FLEMING FEED & GRAIN
GICK & DEBBIE FLEMING
PO BOX 66
LEON, KS 67074
(316) 742-3411, (316) 775-7797

DICKINSON

COOK FARMS
DAN COOK
1446 700 AVE
HOPE, KS 67451-9154
(785) 366-7225, (785) 366-7164

HARVEY

WEST ROAD FARMS LLC
MERLE WENGER
3927 NW 12TH ST
NEWTON, KS 67114
(316) 253-7405

RENO

PEIRCE FARMS INC
CAMERON S PEIRCE
6009 W RED ROCK RD
HUTCHINSON, KS 67501
(620) 727-1207

RICE

RICKER SEEDS LLC
MARK RICKER
565 AVE N
RAYMOND, KS 67573
(620) 562-7755

SALINE

OLSON FARMS
GARY OLSON
7300 S WHITMORE RD
GYPSUM, KS 67448
(785) 822-2202

SEDGWICK

WETTA FARMS, LLC
BRIAN WETTA & ANDY BRAND
2855 N 263RD ST W
ANDALE, KS 67001
(316) 841-7333

KS BILL SNYDER

GRAHAM

PLAINSMEN SEED
EVAN LESSER
1364 350TH AVE
PALCO, KS 67657
(785) 737-2145

HAMILTON

JL FARMS
JESS SCHWIETERMAN
BOX 242
SYRACUSE, KS 67878
(620) 384-4240

LANE

EHMKE SEED
VANCE AND LOUISE EHMKE
74 WEST RD 130
HEALY, KS 67850
(620) 397-2350

LINCOLN

RON FREDERKING ENT
RON FREDERKING
343 E KIOWA DR
SYLVAN GROVE, KS 67481-9159
(785) 526-7775

RICE

LOST CREEK FARMS
HOWARD BEHNKE
1015 AVE, F
LYONS, KS 67554
(620) 562-3413

RILEY

KSU FOUNDATION SEED
ADDIE CLARY
2200 KIMBALL AVENUE
MANHATTAN, KS 66502
(785) 532-6115

RUSH

ED JUNIOR FARM INC
TIM OBORNY
2122 CR 320
BISON, KS 67520
(785) 356-2773

SHERIDAN

JIMMY STEWART
2555 N RD 10 WEST
HOXIE, KS 67740
(785) 675-3129



HARD RED WINTER
KS AHEARN • KS DALLAS
KS HAMILTON • KS HATCHETT
KS PROVIDENCE • KS TERRITORY
KS WESTERN STAR • ZENDA
OAKLEY CL • EVEREST

HARD WHITE WINTER
JOE • KS BIG BOW
KS SILVERADO

 
KSWHEATALLIANCE.ORG

SHERMAN

HARVEST MOON INC
FRED SCHIELDS
7315 HWY 27
GOODLAND, KS 67735
(785) 899-5979

WHEATRIDGE FARMS LTD
MELVIN & MIKE SIECK
3090 RD 68
EDSON, KS 67733
(785) 694-3737, (785) 694-2479

STANTON

DAVID WALKER FARMS
DAVID T WALKER
PO BOX 724
JOHNSON, KS 67855
(620) 492-2506

KS DALLAS**BARTON**

AMERICAN PLAINS COOP
PAYTON MAULER
PO BOX 68
GREAT BEND, KS 67530
(620) 793-3531

HAMILTON

JL FARMS
JESS SCHWIETERMAN
BOX 242
SYRACUSE, KS 67878
(620) 384-4240

LANE

EHMKE SEED
VANCE AND LOUISE EHMKE
74 WEST RD 130
HEALY, KS 67850
(620) 397-2350

RAWLINS

KOPRIVA FARMS
JIM KOPRIVA
9359 RD 12
ATWOOD, KS 67730
(785) 626-4524, (785) 626-3920

SHERMAN

HARVEST MOON INC
FRED SCHIELDS
7315 HWY 27
GOODLAND, KS 67735
(785) 899-5979

WHEATRIDGE FARMS LTD
MELVIN & MIKE SIECK
3090 RD 68
EDSON, KS 67733
(785) 694-3737, (785) 694-2479

STANTON

DAVID WALKER FARMS
DAVID T WALKER
PO BOX 724
JOHNSON, KS 67855
(620) 492-2506

THOMAS

TRIPLE T FARMS INC
JAMES D TUBBS
470 W ASH ST
COLBY, KS 67701
(785) 460-2743

WALLACE

E & H FARMS INC
ERIC PURVIS
PO BOX 175
WESKAN, KS 67762
(785) 943-5406, (785) 943-5386

KS HAMILTON**GOVE**

OSTMEYER FARMS SEED
TERRY OSTMEYER
3461 HWY 40
GRINNELL, KS 67738
(785) 673-6348

HAMILTON

JL FARMS
JESS SCHWIETERMAN
BOX 242
SYRACUSE, KS 67878
(620) 384-4240

LANE

EHMKE SEED
VANCE AND LOUISE EHMKE
74 WEST RD 130
HEALY, KS 67850
(620) 397-2350

NESS

BAER & NICHEPOR FARMS
ALEX NICHEPOR
17282 T RD
NESS CITY, KS 67560
(785) 798-2575

JEB KLITZKE
407 W OGDEN
RANSOM, KS 67572
(785) 731-5302, (785) 731-2332

SCOTT

CIRCLE C FARMS INC
STEVE COMPTON
PO BOX 348
SCOTT CITY, KS 67871
(620) 874-5470

SHERMAN

HARVEST MOON INC
FRED SCHIELDS
7315 HWY 27
GOODLAND, KS 67735
(785) 899-5979

THOMAS

TRIPLE T FARMS INC
JAMES D TUBBS
470 W ASH ST
COLBY, KS 67701
(785) 460-2743

KS HATCHETT**COWLEY**

BARNETT FARMS
MARK BARNETT
7224 41ST RD
UDALL, KS 67146
(620) 782-3648, (620) 782-3575

MCCLUNG BROTHERS
JIM MCCLUNG
20634 31ST RD
WINFIELD, KS 67156
(620) 221-4467



Industry-guided designation
with preferred milling &
baking qualities.

JOIN THE
**WINNER'S
CIRCLE OF
WHEAT.**



Breeding options that
impact selection pressure for
adaptation to early planted
stocker cattle grazed system.



Ready to maximize your
operation's potential? Call
Oklahoma Genetics, Inc.

okgenetics.com | 405-744-4347

RICE

RICKER SEEDS LLC
MARK RICKER
565 AVE N
RAYMOND, KS 67573
(620) 562-7755

KS MAKO

DICKINSON

COOK FARMS
DAN COOK
1446 700 AVE
HOPE, KS 67451-9154
(785) 366-7225, (785) 366-7164

PHILLIPS SEED FARMS INC
JORDAN HUGGANS
980 HWY 15
HOPE, KS 67451-2393
(785) 949-2204

HARVEY

WILDCAT AGRI SERVICE
MICHAEL MCGINN
1123 W 4TH
SEDGWICK, KS 67135
(316) 772-5050

NESS

BAER & NICHEPOR FARMS
ALEX NICHEPOR
17282 T RD
NESS CITY, KS 67560
(785) 798-2575

RENO

PEIRCE FARMS INC
CAMERON S PEIRCE
6009 W RED ROCK RD
HUTCHINSON, KS 67501
(620) 727-1207

RICE

LOST CREEK FARMS
HOWARD BEHNKE
1015 AVE, F
LYONS, KS 67554
(620) 562-3413

RILEY

KSU FOUNDATION SEED
ADDIE CLARY
2200 KIMBALL AVENUE
MANHATTAN, KS 66502
(785) 532-6115

SALINE

OLSON FARMS
GARY OLSON
7300 S WHITMORE RD
GYPSUM, KS 67448
(785) 822-2202

SHERMAN

WHEATRIDGE FARMS LTD
MELVIN & MIKE SIECK
3090 RD 68
EDSON, KS 67733
(785) 694-3737, (785) 694-2479

SUMNER

GREG TUREK
792 W 175TH STREET S
CALDWELL, KS 67022
(620) 845-4039, (620) 845-6505

KS PROVIDENCE

ALLEN

THOLEN SEED FARMS
ROBERT THOLEN
4491 OREGON RD
MORAN, KS 66755
(620) 363-4691

BUTLER

WIEBE FARMS INC, GORDON WIEBE
12627 NW PRAIRIE CREEK RD
WHITEWATER, KS 67154
(316) 799-2866

COWLEY

BARNETT FARMS
MARK BARNETT
7224 41ST RD
UDALL, KS 67146
(620) 782-3648, (620) 782-3575

BLANKENSHIP SEEDS

JOHN BLANKENSHIP
1697 82ND RD
UDALL, KS 67146-9440
(620) 782-3443

BRUCE EHMKE
5238 152ND RD
WINFIELD, KS 67156-9666
(620) 221-3266

MCCLUNG BROTHERS
JIM MCCLUNG
20634 31ST RD
WINFIELD, KS 67156
(620) 221-4467

DECATUR

MAY FAMILY FARMS INC
ROGER MAY
1896 100TH RD
OBERLIN, KS 67749
(785) 475-7065, (785) 475-3369

DICKINSON

COOK FARMS
DAN COOK
1446 700 AVE
HOPE, KS 67451-9154
(785) 366-7225, (785) 366-7164

PHILLIPS SEED FARMS INC
JORDAN HUGGANS
980 HWY 15
HOPE, KS 67451-2393
(785) 949-2204

HARVEY

VOGT GRAIN FARMS
RYAN VOGT
3825 N WEST RD
NEWTON, KS 67114
(620) 327-7380

WEST ROAD FARMS LLC
MERLE WENGER
3927 NW 12TH ST
NEWTON, KS 67114
(316) 253-7405

WILDCAT AGRI SERVICE
MICHAEL MCGINN
1123 W 4TH
SEDGWICK, KS 67135
(316) 772-5050

KINGMAN

CONRARDY SEEDS
STEVE CONRARDY
8948 SW 100TH AVE
SPIVEY, KS 67142-9104
(620) 532-5508, (620) 243-6075

MARSHALL

RUETTI SEED SERVICE
RICHARD L RUETTI
1951 15TH RD
FRANKFORT, KS 66427
(785) 562-6987, (785) 292-4606

MCPHERSON

IRON HORSE FARM
DAYL UNRUH
PO BOX 103
GALVA, KS 67443
(620) 654-3907, (620) 628-4716

MONTGOMERY

DANIELS FARMS LLC
BOB DANIELS
2145 CR 5600
ELK CITY, KS 67344
(620) 627-2242

MORRIS

TISCHHAUSER SEEDS INC
CHAD TISCHHAUSER
2048 Q AVE
WILSEY, KS 66873
(785) 497-2888

OSBORNE

STAR SEED INC.
BRAD DILL
PO BOX 228
OSBORNE, KS 67473
(785) 346-5447

RENO

GREENBUSH SEED & SUPPLY INC
DURANGO SCHMIDT
PO BOX 661, 315 S ADAMS
HUTCHINSON, KS 67504-0661
(620) 662-6659

JACQUES FARMS INC
RONALD JACQUES
2216 W LAKE CABLE RD
HUTCHINSON, KS 67501
(620) 960-3270

KAUFFMAN SEEDS
DUSTIN MILLER
9218 S HALSTEAD ST
HUTCHINSON, KS 67501
(620) 465-2245



- * Certified scales
- * Seed treatment available (KSI Automated)
- * Delivery available

All seed has been produced, harvested and cleaned within our family operation.

CoAXium Varieties

- Atomic AX
- Helix AX
- Steel AX

Clearfield Varieties

- Strad CL+
- Doublestop CL+

Conventional Varieties

- High Cotton
- Showdown
- OK Corral
- Providence



Contact Us

Travis: 405.410.6646
Tyler: 405.684.7204

MILLER SEED FARMS, LLC
LOYAL MILLER
13610 W ILLINOIS AVE
PARTRIDGE, KS 67566
(620) 567-3125

PEIRCE FARMS INC
CAMERON S PEIRCE
6009 W RED ROCK RD
HUTCHINSON, KS 67501
(620) 727-1207

REPUBLIC
POLANSKY SEED INC
CHRISTIAN TIPTON
BOX 306, 2729 M STREET
BELLEVILLE, KS 66935
(785) 527-2271

RICE
LOST CREEK FARMS
HOWARD BEHNKE
1015 AVE, F
LYONS, KS 67554
(620) 562-3413

RICKER SEEDS LLC
MARK RICKER
565 AVE N
RAYMOND, KS 67573
(620) 562-7755

RILEY
KSU FOUNDATION SEED
ADDIE CLARY
2200 KIMBALL AVENUE
MANHATTAN, KS 66502
(785) 532-6115

RUSH
ED JUNIOR FARM INC
TIM OBORNY
2122 CR 320
BISON, KS 67520
(785) 356-2773

SALINE
OLSON FARMS
GARY OLSON
7300 S WHITMORE RD
GYPSUM, KS 67448
(785) 822-2202

SEDGWICK
WETTA FARMS, LLC
BRIAN WETTA & ANDY BRAND
2855 N 263RD ST W
ANDALE, KS 67001
(316) 841-7333

SHERMAN
HARVEST MOON INC
FRED SCHIELDS
7315 HWY 27
GOODLAND, KS 67735
(785) 899-5979

SUMNER
DEVLIN SEED LLC
ANDREW DEVLIN
1044 W 80TH AVE N
CONWAY SPRINGS, KS 67031
(316) 303-7359

GREG TUREK
792 W 175TH STREET S
CALDWELL, KS 67022
(620) 845-4039, (620) 845-6505

THOMAS
TRIPLE T FARMS INC
JAMES D TUBBS
470 W ASH ST
COLBY, KS 67701
(785) 460-2743

WASHINGTON
OHLDE SEED FARMS
SHANE OHLDE
1577 4TH RD
PALMER, KS 66962
(785) 692-4555

KS TERRITORY

DECATUR
MAY FAMILY FARMS INC
ROGER MAY
1896 100TH RD
OBERLIN, KS 67749
(785) 475-7065, (785) 475-3369

GOVE
OSTMEYER FARMS SEED
TERRY OSTMEYER
3461 HWY 40
GRINNELL, KS 67738
(785) 673-6348

GRAHAM
PLAINSMEN SEED, EVAN LESSER
1364 350TH AVE
PALCO, KS 67657
(785) 737-2145

HAMILTON
JL FARMS
JESS SCHWIETERMAN
BOX 242
SYRACUSE, KS 67878
(620) 384-4240

LANE
EHMKE SEED
VANCE AND LOUISE EHMKE
74 WEST RD 130
HEALY, KS 67850
(620) 397-2350

NESS
BAER & NICHEPOR FARMS
ALEX NICHEPOR
17282 T RD
NESS CITY, KS 67560
(785) 798-2575

RILEY
KSU FOUNDATION SEED
ADDIE CLARY
2200 KIMBALL AVENUE
MANHATTAN, KS 66502
(785) 532-6115

SHERIDAN
JIMMY STEWART
2555 N RD 10 WEST
HOXIE, KS 67740
(785) 675-3129

SHERMAN
HARVEST MOON INC
FRED SCHIELDS
7315 HWY 27
GOODLAND, KS 67735
(785) 899-5979

Give grassy weeds the AX

The CoAXium® Leader with more varieties available than anyone in the market



LCS Galloway AX



LCS Atomic AX



LCS Helix AX



LCS Steel AX



☎ 316.452.3505

✉ Daniel.Dall@Limagrain.com

Limagrain

WHEATRIDGE FARMS LTD
MELVIN & MIKE SIECK
3090 RD 68
EDSON, KS 67733
(785) 694-3737, (785) 694-2479

STANTON
DAVID WALKER FARMS
DAVID T WALKER
PO BOX 724
JOHNSON, KS 67855
(620) 492-2506

THOMAS
MATTSON FARMS
HERB MATTSON
1274 US HWY 24
COLBY, KS 67701-9533
(785) 586-2313

TRIPLE T FARMS INC
JAMES D TUBBS
470 W ASH ST
COLBY, KS 67701
(785) 460-2743

KS WESTERN STAR

DECATUR
MAY FAMILY FARMS INC
ROGER MAY
1896 100TH RD
OBERLIN, KS 67749
(785) 475-7065, (785) 475-3369

SCOTT
CIRCLE C FARMS INC
STEVE COMPTON
PO BOX 348
SCOTT CITY, KS 67871
(620) 874-5470

SHERMAN
HARVEST MOON INC
FRED SCHIELDS
7315 HWY 27
GOODLAND, KS 67735
(785) 899-5979

SUMNER
GREG TUREK
792 W 175TH STREET S
CALDWELL, KS 67022
(620) 845-4039, (620) 845-6505

THOMAS
TRIPLE T FARMS INC
JAMES D TUBBS
470 W ASH ST
COLBY, KS 67701
(785) 460-2743

LANGIN

GOVE
LUNDGREN SEED & SUPPLY
LARRY J. LUNDGREN
3633 COUNTY RD I
GOVE, KS 67736
(785) 938-4404

HAMILTON
JL FARMS
JESS SCHWIETERMAN
BOX 242
SYRACUSE, KS 67878
(620) 384-4240

SHERMAN
HARVEST MOON INC
FRED SCHIELDS
7315 HWY 27
GOODLAND, KS 67735
(785) 899-5979

LEONARD FARMS
DAVID R. LEONARD
7640 RD 8
GOODLAND, KS 67735-8733
(785) 821-2518

STANTON
DAVID WALKER FARMS
DAVID T WALKER
PO BOX 724
JOHNSON, KS 67855
(620) 492-2506

LARRY

DICKINSON
COOK FARMS
DAN COOK
1446 700 AVE
HOPE, KS 67451-9154
(785) 366-7225, (785) 366-7164

SALINE
OLSON FARMS
GARY OLSON
7300 S WHITMORE RD
GYPSUM, KS 67448
(785) 822-2202

LCS ATOMIC AX

BARBER
BOYD SEED FARMS, INC
CHRIS BOYD
12001 NW SPRING CREEK RD
MEDICINE LODGE, KS 67104-8351
(620) 243-2584

MOLZ SEED LLC
ERIC MOLZ
PO BOX 124
KIOWA, KS 67070
(620) 825-4030

BUTLER
WIEBE FARMS INC
GORDON WIEBE
12627 NW PRAIRIE CREEK RD
WHITEWATER, KS 67154
(316) 799-2866

HARVEY
WILDCAT AGRI SERVICE
MICHAEL MCGINN
1123 W 4TH
SEDGWICK, KS 67135
(316) 772-5050

MCPHERSON
DON NEUFELDT
1586 BUCKSKIN RD
MOUNDRIDGE, KS 67107
(620) 747-0404, (620) 345-8270

IRON HORSE FARM
DAYL UNRUH
PO BOX 103
GALVA, KS 67443
(620) 654-3907, (620) 628-4716

MORRIS
TISCHHAUSER SEEDS INC
CHAD TISCHHAUSER
2048 Q AVE
WILSEY, KS 66873
(785) 497-2888

PAWNEE
MARVIN WHIPPLE
248 Q RD
PAWNEE ROCK, KS 67567
(620) 797-4870

RENO
KAUFFMAN SEEDS
DUSTIN MILLER
9218 S HALSTEAD ST
HUTCHINSON, KS 67501
(620) 465-2245

MILLER SEED FARMS, LLC
LOYAL MILLER
13610 W ILLINOIS AVE
PARTRIDGE, KS 67566
(620) 567-3125

SCHWERTFEGER FARMS
JEFF SCHWERTFEGER
21918 S SALT MARSH RD
TURON, KS 67583
(620) 497-6611

REPUBLIC
POLANSKY SEED INC
CHRISTIAN TIPTON
BOX 306, 2729 M STREET
BELLEVILLE, KS 66935
(785) 527-2271

SALINE
OLSON FARMS
GARY OLSON
7300 S WHITMORE RD
GYPSUM, KS 67448
(785) 822-2202

SHERMAN
HARVEST MOON INC
FRED SCHIELDS
7315 HWY 27
GOODLAND, KS 67735
(785) 899-5979

SUMNER
DEVLIN SEED LLC
ANDREW DEVLIN
1044 W 80TH AVE N
CONWAY SPRINGS, KS 67031
(316) 303-7359

CERTIFIED SEED WHEAT:

**CANVAS • KANMARK
SY WOLVERINE**

LOBMEYER SEED FARMS, INC.
GARDEN CITY, KS
QUALITY BULK SEED WHEAT SINCE 1979

CALL OR TEXT MATTHEW LOBMEYER

620-272-6839
WWW.LOBMEYERSEED.COM

LCS CHROME

HARVEY
VOGT GRAIN FARMS
RYAN VOGT
3825 N WEST RD
NEWTON, KS 67114
(620) 327-7380

MITCHELL
SOLOMON RAPIDS SEED, INC.
JOEL LOMAX AND KATIE BODEN
1853 HOWARD LANE
BELOIT, KS 67420
(785) 738-5134

PAWNEE
MARVIN WHIPPLE
248 Q RD
PAWNEE ROCK, KS 67567
(620) 797-4870

RENO
SCHWERTFEGER FARMS
JEFF SCHWERTFEGER
21918 S SALT MARSH RD
TURON, KS 67583
(620) 497-6611

LCS GALLOWAY AX

RENO
KAUFFMAN SEEDS
DUSTIN MILLER
9218 S HALSTEAD ST
HUTCHINSON, KS 67501
(620) 465-2245

LCS HELIX AX

KIOWA
GAMBLE FARMS LLC
KI AND KIM GAMBLE
16134 30TH AVE
GREENSBURG, KS 67054
(620) 723-2637

MCPHERSON
IRON HORSE FARM
DAYL UNRUH
PO BOX 103
GALVA, KS 67443
(620) 654-3907, (620) 628-4716

MORRIS
TISCHHAUSER SEEDS INC
CHAD TISCHHAUSER
2048 Q AVE
WILSEY, KS 66873
(785) 497-2888

RENO
KAUFFMAN SEEDS
DUSTIN MILLER
9218 S HALSTEAD ST
HUTCHINSON, KS 67501
(620) 465-2245

SALINE
OLSON FARMS
GARY OLSON
7300 S WHITMORE RD
GYPSUM, KS 67448
(785) 822-2202

SUMNER
DEVLIN SEED LLC
ANDREW DEVLIN
1044 W 80TH AVE N
CONWAY SPRINGS, KS 67031
(316) 303-7359

LCS JULEP

GRAY
WILLIAMS & SONS INC
ORVILLE L WILLIAMS
11304 BB RD
MONTEZUMA, KS 67867
(620) 846-0260, (620) 846-2580

HASKELL
GROTH SEED & GRAIN, JIM GROTH
1857 ROAD HH
SATANTA, KS 67870
(620) 649-2560

PAWNEE
MARVIN WHIPPLE
248 Q RD
PAWNEE ROCK, KS 67567
(620) 797-4870

RUSH
TIMKEN SEED FARMS INC
JOE PECHANEC
206 N RAILROAD AVE
TIMKEN, KS 67575
(785) 355-2285

LCS MINT

NESS
JEB KLITZKE
407 W OGDEN
RANSOM, KS 67572
(785) 731-5302

LCS PHOTON AX

BARBER
BOYD SEED FARMS, INC
CHRIS BOYD
12001 NW SPRING CREEK RD
MEDICINE LODGE, KS 67104-8351
(620) 243-2584

MOLZ SEED LLC
ERIC MOLZ
PO BOX 124
KIOWA, KS 67070
(620) 825-4030

LCS RUNNER

GOVE
OSTMEYER FARMS SEED
TERRY OSTMEYER
3461 HWY 40
GRINNELL, KS 67738
(785) 673-6348

RENO
KAUFFMAN SEEDS
DUSTIN MILLER
9218 S HALSTEAD ST
HUTCHINSON, KS 67501
(620) 465-2245

RUSH
TIMKEN SEED FARMS INC
JOE PECHANEC
206 N RAILROAD AVE
TIMKEN, KS 67575
(785) 355-2285

LCS STEEL AX

BARBER
BOYD SEED FARMS, INC
CHRIS BOYD
12001 NW SPRING CREEK RD
MEDICINE LODGE, KS 67104-8351
(620) 243-2584

MOLZ SEED LLC
ERIC MOLZ
PO BOX 124
KIOWA, KS 67070
(620) 825-4030

BUTLER
FLEMING FEED & GRAIN
GICK & DEBBIE FLEMING
PO BOX 66
LEON, KS 67074
(316) 742-3411, (316) 775-7797

PAWNEE
MARVIN WHIPPLE
248 Q RD
PAWNEE ROCK, KS 67567
(620) 797-4870

RENO
KAUFFMAN SEEDS
DUSTIN MILLER
9218 S HALSTEAD ST
HUTCHINSON, KS 67501
(620) 465-2245

MILLER SEED FARMS, LLC
LOYAL MILLER
13610 W ILLINOIS AVE
PARTRIDGE, KS 67566
(620) 567-3125

SCHWERTFEGER FARMS
JEFF SCHWERTFEGER
21918 S SALT MARSH RD
TURON, KS 67583
(620) 497-6611

SUMNER
DEVLIN SEED LLC
ANDREW DEVLIN
1044 W 80TH AVE N
CONWAY SPRINGS, KS 67031
(316) 303-7359

Walker Ag Services

Johnson, KS

Office: 620-492-2506

Dave Walker: 620-353-9877

Spencer Walker: 620-492-5229

Jeff Jones: 620-492-5527

Certified Seed Wheat

WHITE WHEAT

KS Big Bow*SSU ~ KS Joe
LCS White Lightning*CSO

RED WHEAT

PG Canvas ~ KS Dallas
PG Langin ~ PG Whistler
KS Bill Snyder*SSU ~ LCS T158
KS Territory*SSU



LCS VALIANT

HARVEY
VOGT GRAIN FARMS
RYAN VOGT
3825 N WEST RD
NEWTON, KS 67114
(620) 327-7380

OK CORRAL

RENO
KAUFFMAN SEEDS
DUSTIN MILLER
9218 S HALSTEAD ST
HUTCHINSON, KS 67501
(620) 465-2245

SMITHS GOLD

RENO
BURLING MILLS INC
WALTER BURLING
13215 S PARTRIDGE RD
PARTRIDGE, KS 67566
(620) 567-2421

SY 517 CL2

REPUBLIC
POLANSKY SEED INC
CHRISTIAN TIPTON
BOX 306, 2729 M STREET
BELLEVILLE, KS 66935
(785) 527-2271

LCS WARBIRO AX

RENO
KAUFFMAN SEEDS
DUSTIN MILLER
9218 S HALSTEAD ST
HUTCHINSON, KS 67501
(620) 465-2245

PARADISE

REPUBLIC
POLANSKY SEED INC
CHRISTIAN TIPTON
BOX 306, 2729 M STREET
BELLEVILLE, KS 66935
(785) 527-2271

SPIRIT RIDER

SEDGWICK
WETTA FARMS, LLC
BRIAN WETTA & ANDY BRAND
2855 N 263RD ST W
ANDALE, KS 67001
(316) 841-7333

SY ACHIEVE CL2

BARBER
BOYD SEED FARMS, INC
CHRIS BOYD
12001 NW SPRING CREEK RD
MEDICINE LODGE, KS 67104-8351
(620) 243-2584

OAKLEY CL

LANE
EHMKE SEED
VANCE AND LOUISE EHMKE
74 WEST RD 130
HEALY, KS 67850
(620) 397-2350

PARADOX

HARVEY
VOGT GRAIN FARMS
RYAN VOGT
3825 N WEST RD
NEWTON, KS 67114
(620) 327-7380

STRAD CL PLUS

BARBER
BOYD SEED FARMS, INC
CHRIS BOYD
12001 NW SPRING CREEK RD
MEDICINE LODGE, KS 67104-8351
(620) 243-2584

SY GRIT

STEVENS
KRAMER SEED FARMS
BEN MCCLURE
PO BOX K
HUGOTON, KS 67951
(620) 544-4330

RAWLINS
KOPRIVA FARMS
JIM KOPRIVA
9359 RD 12
ATWOOD, KS 67730
(785) 626-4524, (785) 626-3920

ROCK STAR

REPUBLIC
POLANSKY SEED INC
CHRISTIAN TIPTON
BOX 306, 2729 M STREET
BELLEVILLE, KS 66935
(785) 527-2271

SCOTT
KENTON GEIST
6491 S HEREFORD RD
SCOTT CITY, KS 67871
(620) 214-0502

SHOWDOWN

HARPER
SCHMIDT FAMILY FARMS LLC
JARRETT SCHMIDT
968 NE 20 RD
FREEPORT, KS 67049
(214) 244-4965, (620) 962-5453

SHERMAN
WHEATRIDGE FARMS LTD
MELVIN & MIKE SIECK
3090 RD 68
EDSON, KS 67733
(785) 694-3737, (785) 694-2479

SUMNER
HISKEN AG SUPPLY INC
DOUG HISKEN
1459 E 60TH AVE N
BELLE PLAINE, KS 67013
(620) 488-3782

MCPHERSON
IRON HORSE FARM
DAYL UNRUH
PO BOX 103
GALVA, KS 67443
(620) 654-3907, (620) 628-4716

RENO
BURLING MILLS INC
WALTER BURLING
13215 S PARTRIDGE RD
PARTRIDGE, KS 67566
(620) 567-2421

KAUFFMAN SEEDS
DUSTIN MILLER
9218 S HALSTEAD ST
HUTCHINSON, KS 67501
(620) 465-2245

RICE
RICKER SEEDS LLC
MARK RICKER
565 AVE N
RAYMOND, KS 67573
(620) 562-7755

SUMNER
TIM TUREK
480 E 120TH STREET S.
SOUTH HAVEN, KS 67140-9335
(620) 892-5916

SY MONUMENT

BARBER
BOYD SEED FARMS, INC
CHRIS BOYD
12001 NW SPRING CREEK RD
MEDICINE LODGE, KS 67104-8351
(620) 243-2584

DICKINSON
PHILLIPS SEED FARMS INC
JORDAN HUGGANS
980 HWY 15
HOPE, KS 67451-2393
(785) 949-2204

HARPER
SCHMIDT FAMILY FARMS LLC
JARRETT SCHMIDT
968 NE 20 RD
FREEPORT, KS 67049
(214) 244-4965, (620) 962-5453

LINCOLN
RON FREDERKING ENT
RON FREDERKING
343 E KIOWA DR
SYLVAN GROVE, KS 67481-9159
(785) 526-7775



Mega Green
Photo Period Sensitive
Sorghum Sudan Grass

WALTER MOSS SEED COMPANY, LTD.

940-567-6400
1-800-MOSS-USA • www.MossSeed.com

ED JUNIOR FARM, INC.
2122 CR 320 • Bison, KS 67520
Genetic Purity Is Our Specialty

Certified Wheat

AgriPro AP Prolific AP Bigfoot SY Wolverine

WHEAT ALLIANCE **NEW!** Bill Snyder KS Providence

Triple Cleaned with a State-of-the-Art Facility
Margaret, Tim, and Patricia Oborny
Residence: 785-356-2773 or 785-356-2207 • Cell: 785-650-1969

KANSAS
Look for the Blue Label
CLEAN WHEAT FROM CLEAN

MCPHERSON

DON NEUFELDT
1586 BUCKSKIN RD
MOUNDRIDGE, KS 67107
(620) 747-0404, (620) 345-8270

MITCHELL

SOLOMON RAPIDS SEED, INC.
JOEL LOMAX AND KATIE BODEN
1853 HOWARD LANE
BELOIT, KS 67420
(785) 738-5134

OSBORNE

STAR SEED INC.
BRAD DILL
PO BOX 228
OSBORNE, KS 67473
(785) 346-5447

PAWNEE

SEEMAN FARMS
GEORGE & DALE SEEMAN
2263 160TH AVE
LARNED, KS 67550
(620) 285-5288, (620) 285-3471

RENO

KAUFFMAN SEEDS
DUSTIN MILLER
9218 S HALSTEAD ST
HUTCHINSON, KS 67501
(620) 465-2245

FINNEY

LOBMEYER SEED FARMS INC
MATTHEW LOBMEYER
14470 S RD 14
GARDEN CITY, KS 67846
(620) 272-6839, (620) 275-5848

GRAHAM

PLAINSMEN SEED
EVAN LESSER
1364 350TH AVE
PALCO, KS 67657
(785) 737-2145

MCPHERSON

DON NEUFELDT
1586 BUCKSKIN RD
MOUNDRIDGE, KS 67107
(620) 747-0404, (620) 345-8270

MORRIS

TISCHHAUSER SEEDS INC
CHAD TISCHHAUSER
2048 Q AVE
WILSEY, KS 66873
(785) 497-2888

NESS

BAER & NICHEPOR FARMS
ALEX NICHEPOR
17282 T RD
NESS CITY, KS 67560
(785) 798-2575

OSBORNE

STAR SEED INC.
BRAD DILL
PO BOX 228
OSBORNE, KS 67473
(785) 346-5447

PAWNEE

SEEMAN FARMS
GEORGE & DALE SEEMAN
2263 160TH AVE
LARNED, KS 67550
(620) 285-5288, (620) 285-3471

RENO

JACQUES FARMS INC
RONALD JACQUES
2216 W LAKE CABLE RD
HUTCHINSON, KS 67501
(620) 960-3270

KAUFFMAN SEEDS

DUSTIN MILLER
9218 S HALSTEAD ST
HUTCHINSON, KS 67501
(620) 465-2245

MILLER SEED FARMS, LLC

LOYAL MILLER
13610 W ILLINOIS AVE
PARTRIDGE, KS 67566
(620) 567-3125

REPUBLIC

POLANSKY SEED INC
CHRISTIAN TIPTON
BOX 306, 2729 M STREET
BELLEVILLE, KS 66935
(785) 527-2271

RUSH

ED JUNIOR FARM INC
TIM OBORNY
2122 CR 320
BISON, KS 67520
(785) 356-2773

SCOTT

CIRCLE C FARMS INC
STEVE COMPTON
PO BOX 348
SCOTT CITY, KS 67871
(620) 874-5470

SHERMAN

DAN SCHIELDS SEED FARM
DAN & SHAWNIE SCHIELDS
7455 HWY 27
GOODLAND, KS 67735
(785) 821-0286

STANTON

SIPES SEED SALES INC
JIM SIPES
12894 SOUTH RD X
MANTER, KS 67862
(620) 493-4693

STEVENS

KRAMER SEED FARMS
BEN MCCLURE
PO BOX K
HUGOTON, KS 67951
(620) 544-4330

SUMNER

TIM TUREK
480 E 120TH STREET S.
SOUTH HAVEN, KS 67140-9335
(620) 892-5916

THOMAS

MATTSON FARMS
HERB MATTSON
1274 US HWY 24
COLBY, KS 67701-9533
(785) 586-2313

TREGO

BRUNGARDT FARMS LLC
DARRIN BRUNGARDT
805 N 2ND ST
WAKEENEY, KS 67672
(785) 627-6041

T154**MITCHELL**

SOLOMON RAPIDS SEED, INC.
JOEL LOMAX AND KATIE BODEN
1853 HOWARD LANE
BELOIT, KS 67420
(785) 738-5134

T158**GRAY**

WILLIAMS & SONS INC
ORVILLE L WILLIAMS
11304 BB RD
MONTEZUMA, KS 67867
(620) 846-0260, (620) 846-2580

MITCHELL

SOLOMON RAPIDS SEED, INC.
JOEL LOMAX AND KATIE BODEN
1853 HOWARD LANE
BELOIT, KS 67420
(785) 738-5134

NESS

JEB KLITZKE
407 W OGDEN
RANSOM, KS 67572
(785) 731-5302, (785) 731-2332

SY WOLVERINE**DECATUR**

MAY FAMILY FARMS INC
ROGER MAY
1896 100TH RD
OBERLIN, KS 67749
(785) 475-7065, (785) 475-3369

DICKINSON

PHILLIPS SEED FARMS INC
JORDAN HUGGANS
980 HWY 15
HOPE, KS 67451-2393
(785) 949-2204

WATLEY SEED COMPANY

10590 HWY 15
SPEARMAN, TX 79081
watleyseed@valornet.com
www.watleyseed.com

(806) 659-3838
(800) 338-2885



30% more forage
than wheat!
More Tillering,
Stronger Stalks!

State of the
art
processing
plant!



Excellent Dairy
& Beef Silage!

THE BEST OF A NEW BREED OF TRITICALE!

SlickTrit II®

Beardless Triticale

Wins NMSU forage trials for 2020-2021
for the 6th time

- ✓ Higher Yield Potential
- ✓ Faster Tillering
- ✓ Higher Leaf-to-Stem Ratio
- ✓ Higher Feed Values
- ✓ Increased Standability
- ✓ More Milk per Acre
- ✓ Three weeks more grazing than wheat



SlickTrit II®

Produced 55 lbs. More Milk
Per Ton of Silage



#1 Forage Producer in the 2023-2024
AgriLife Small Grain Trials at Bushland
5.5 Dry Tons per acre "BOOT"



#1 Forage Producer 2022-2023 AgriLife Small
Silage Trial at Bushland 7.8 Dry Tons per acre
"SOFT DOUGH"



#1 Forage Producer NMSU 2021 Forage Trials
21.5 Tons Silage, 7.5 Dry Tons per acre

#1 Forage Producer NMSU 2020 Forage Trials

20.6 Tons Silage, 7.2 Dry Tons per acre

#1 Forage Producer NMSU 2017 Forage Trials

20.1 Tons Silage, 7 Dry Tons per acre,

19,128 lbs. Milk per acre

#1 Forage Producer KSU 2015 Forage Trials

7.17 Dry Tons per acre

#1 Forage Producer NMSU 2015 Forage Trials

20.6 Tons Silage, 7.6 Dry Tons per acre

#1 Forage Producer NMSU 2014 Forage Trials

14 Tons Silage, 16,192 lbs. Milk per acre

#1 Milk lbs. per Acre NMSU 2010 Forage Trials

16.5 Tons Silage, 15,941 lbs. Milk per acre

STANTON
DAVID WALKER FARMS
DAVID T WALKER
PO BOX 724
JOHNSON, KS 67855
(620) 492-2506

THOMAS
TRIPLE T FARMS INC
JAMES D TUBBS
470 W ASH ST
COLBY, KS 67701
(785) 460-2743

TAM 114

LANE
SHARP BROS SEED CO
DANIEL SHARP
1005 S SYCAMORE
HEALY, KS 67850
(620) 398-2231

SHERMAN
HARVEST MOON INC
FRED SCHIELDS
7315 HWY 27
GOODLAND, KS 67735
(785) 899-5979

TAM 115

GRAY
WILLIAMS & SONS INC
ORVILLE L WILLIAMS
11304 BB RD
MONTEZUMA, KS 67867
(620) 846-0260, (620) 846-2580

HASKELL
GROTH SEED & GRAIN
JIM GROTH
1857 ROAD HH
SATANTA, KS 67870
(620) 649-2560

LANE
SHARP BROS SEED CO
DANIEL SHARP
1005 S SYCAMORE
HEALY, KS 67850
(620) 398-2231

STEVENS
KRAMER SEED FARMS
BEN MCCLURE
PO BOX K
HUGOTON, KS 67951
(620) 544-4330

WB-GRAINFIELD

DECATUR
MAY FAMILY FARMS INC
ROGER MAY
1896 100TH RD
OBERLIN, KS 67749
(785) 475-7065, (785) 475-3369

DICKINSON
PHILLIPS SEED FARMS INC
JORDAN HUGGANS
980 HWY 15
HOPE, KS 67451-2393
(785) 949-2204

GRAHAM
PLAINSMEN SEED
EVAN LESSER
1364 350TH AVE
PALCO, KS 67657
(785) 737-2145

OSBORNE
STAR SEED INC.
BRAD DILL
PO BOX 228
OSBORNE, KS 67473
(785) 346-5447

WB4269

BUTLER
WIEBE FARMS INC
GORDON WIEBE
12627 NW PRAIRIE CREEK RD
WHITEWATER, KS 67154
(316) 799-2866

WB4347

WICHITA
HORTON FARMS INC
KEN HORTON
1344 S COUNTY RD 21
LEOTI, KS 67861
(620) 214-1460

WB4401

BUTLER
WIEBE FARMS INC
GORDON WIEBE
12627 NW PRAIRIE CREEK RD
WHITEWATER, KS 67154
(316) 799-2866

COWLEY
RAY LEE FARMS
ANDREW LEE
5374 132ND RD
WINFIELD, KS 67156
(620) 218-2500, (620) 221-3541

CRAWFORD
DELANGE SEED HOUSE INC
DARRIN DELANGE
PO BOX 7
GIRARD, KS 66743
(620) 724-6223

DICKINSON
PHILLIPS SEED FARMS INC
JORDAN HUGGANS
980 HWY 15
HOPE, KS 67451-2393
(785) 949-2204

HARVEY
MID-KANSAS COOPERATIVE
LANE ALLISON
1066 COMANCHE RD
INMAN, KS 67546
(620) 585-6649

LABETTE
FALKENSTIEN SEED
RICH FALKENSTIEN
8080 PRATT RD
OSWEGO, KS 67356-8749
(620) 423-1796

OSBORNE
STAR SEED INC.
BRAD DILL
PO BOX 228
OSBORNE, KS 67473
(785) 346-5447

RENO
BURLING MILLS INC
WALTER BURLING
13215 S PARTRIDGE RD
PARTRIDGE, KS 67566
(620) 567-2421

CENTRAL PRAIRIE CO-OP
MACY STEPHAN
NO #1 NICKERSON AVE, PO BOX 6
NICKERSON, KS 67561
(620) 422-3485

GREENBUSH SEED & SUPPLY INC
DURANGO SCHMIDT
PO BOX 661, 315 S ADAMS
HUTCHINSON, KS 67504-0661
(620) 662-6659

KAUFFMAN SEEDS
DUSTIN MILLER
9218 S HALSTEAD ST
HUTCHINSON, KS 67501
(620) 465-2245

MILLER SEED FARMS, LLC
LOYAL MILLER
13610 W ILLINOIS AVE
PARTRIDGE, KS 67566
(620) 567-3125

SUMNER
DEVLIN SEED LLC
ANDREW DEVLIN
1044 W 80TH AVE N
CONWAY SPRINGS, KS 67031
(316) 303-7359

WASHINGTON
OHLDE SEED FARMS
SHANE OHLDE
1577 4TH RD
PALMER, KS 66962
(785) 692-4555

Miller Seed Farms

Partridge, Kansas • 800-567-3125



NEW! AP24 AX
AP Prolific
AP Bigfoot
Bob Dole
SY Wolverine



LCS Steel AX
LCS Atomic AX



AG Radical



KS Providence
Zenda



Doublestop CL+



WB4422
WB4401
WB4269

www.millerseedfarms.com

WB4422**BARTON**

AMERICAN PLAINS COOP
PAYTON MAULER
PO BOX 68
GREAT BEND, KS 67530
(620) 793-3531

BUTLER

WIEBE FARMS INC
GORDON WIEBE
12627 NW PRAIRIE CREEK RD
WHITEWATER, KS 67154
(316) 799-2866

COWLEY

RAY LEE FARMS, ANDREW LEE
5374 132ND RD
WINFIELD, KS 67156
(620) 218-2500, (620) 221-3541

DECATUR

MAY FAMILY FARMS INC
ROGER MAY
1896 100TH RD
OBERLIN, KS 67749
(785) 475-7065, (785) 475-3369

DICKINSON

PHILLIPS SEED FARMS INC
JORDAN HUGGANS
980 HWY 15
HOPE, KS 67451-2393
(785) 949-2204

GRAHAM

PLAINSMEN SEED, EVAN LESSER
1364 350TH AVE
PALCO, KS 67657
(785) 737-2145

HARVEY

MID-KANSAS COOPERATIVE
LANE ALLISON
1066 COMANCHE RD
INMAN, KS 67546
(620) 585-6649

KIOWA

GAMBLE FARMS LLC
KI AND KIM GAMBLE
16134 30TH AVE
GREENSBURG, KS 67054
(620) 723-2637

MEADE

EDIGER AG LLC
DARWIN EDIGER
23215 U RD
MEADE, KS 67864
(620) 338-2224

NESS

BAER & NICHEPOR FARMS
ALEX NICHEPOR
17282 T RD
NESS CITY, KS 67560
(785) 798-2575

OSBORNE

STAR SEED INC.
BRAD DILL
PO BOX 228
OSBORNE, KS 67473
(785) 346-5447

RENO

BURLING MILLS INC
WALTER BURLING
13215 S PARTRIDGE RD
PARTRIDGE, KS 67566
(620) 567-2421

CENTRAL PRAIRIE CO-OP
MACY STEPHAN
NO #1 NICKERSON AVE, PO BOX 6
NICKERSON, KS 67561
(620) 422-3485

KAUFFMAN SEEDS
DUSTIN MILLER
9218 S HALSTEAD ST
HUTCHINSON, KS 67501
(620) 465-2245

MILLER SEED FARMS, LLC
LOYAL MILLER
13610 W ILLINOIS AVE
PARTRIDGE, KS 67566
(620) 567-3125

SHERMAN

HARVEST MOON INC
FRED SCHIELDS
7315 HWY 27
GOODLAND, KS 67735
(785) 899-5979

WHEATRIDGE FARMS LTD
MELVIN & MIKE SIECK
3090 RD 68
EDSON, KS 67733
(785) 694-3737, (785) 694-2479

STANTON

SIPES SEED SALES INC
JIM SIPES
12894 SOUTH RD X
MANTER, KS 67862
(620) 493-4693

SUMNER

DEVLIN SEED LLC
ANDREW DEVLIN
1044 W 80TH AVE N
CONWAY SPRINGS, KS 67031
(316) 303-7359

THOMAS

MATTSON FARMS
HERB MATTSON
1274 US HWY 24
COLBY, KS 67701-9533
(785) 586-2313

WALLACE

E & H FARMS INC
ERIC PURVIS
PO BOX 175
WESKAN, KS 67762
(785) 943-5406, (785) 943-5386

WASHINGTON

OHLDE SEED FARMS
SHANE OHLDE
1577 4TH RD
PALMER, KS 66962
(785) 692-4555

WICHITA

HORTON FARMS INC
KEN HORTON
1344 S COUNTY RD 21
LEOTI, KS 67861
(620) 214-1460

**HIGHER YIELDS START WITH HIGHER QUALITY SEED**

High Yield Record

Good Fall Forage Potential

Very Good Stripe Rust Resistance

Outstanding Mill and Bake Quality

Built for the High Plains

Western Kansas Top 3 Year Ave. 107%

Very Winter Hardy

Very Good Rust Tolerance

Excellent Disease and FHB Tolerance

105% Yield - 6 Yrs. - 83 University Trials

Consistent - 87% Plots over 97% Yield

"The Outstanding Variety of the Year (2023)" - Kansas Wheat

2024 Release - 8 KSU/UNL Wins - 106% Ave.

Wide Geographic Adaptation Area

Great Agronomic and Disease Package

Consistent - 91% Univ. Trials over 97% Yield

**Uncleaned****Cleanout**

The combination of the air screen cleaner, length grader, gravity table, color sorter and magnets removes impurities, including white caps, that can plug air seeders and reduce yield.

Belleville, KS

1-785-527-2271

www.polanskyseed.com

WB4444

SHERMAN
WHEATRIDGE FARMS LTD
MELVIN & MIKE SIECK
3090 RD 68
EDSON, KS 67733
(785) 694-3737, (785) 694-2479

WB4462

GRAHAM
PLAINSMEN SEED
EVAN LESSER
1364 350TH AVE
PALCO, KS 67657
(785) 737-2145

DICKINSON

PHILLIPS SEED FARMS INC
JORDAN HUGGANS
980 HWY 15
HOPE, KS 67451-2393
(785) 949-2204

WB4595

MEADE
EDIGER AG LLC
DARWIN EDIGER
23215 U RD
MEADE, KS 67864
(620) 338-2224

WB4445CLP

BARTON
AMERICAN PLAINS COOP
PAYTON MAULER
PO BOX 68
GREAT BEND, KS 67530
(620) 793-3531

WB4510CLP

GRAHAM
PLAINSMEN SEED
EVAN LESSER
1364 350TH AVE
PALCO, KS 67657
(785) 737-2145

RENO

KAUFFMAN SEEDS
DUSTIN MILLER
9218 S HALSTEAD ST
HUTCHINSON, KS 67501
(620) 465-2245

SHERMAN

WHEATRIDGE FARMS LTD
MELVIN & MIKE SIECK
3090 RD 68
EDSON, KS 67733
(785) 694-3737, (785) 694-2479

DECATUR

MAY FAMILY FARMS INC
ROGER MAY
1896 100TH RD
OBERLIN, KS 67749
(785) 475-7065, (785) 475-3369

SHERMAN

WHEATRIDGE FARMS LTD
MELVIN & MIKE SIECK
3090 RD 68
EDSON, KS 67733
(785) 694-3737, (785) 694-2479

SHERMAN

WHEATRIDGE FARMS LTD
MELVIN & MIKE SIECK
3090 RD 68
EDSON, KS 67733
(785) 694-3737, (785) 694-2479

THOMAS

MATTSON FARMS
HERB MATTSON
1274 US HWY 24
COLBY, KS 67701-9533
(785) 586-2313

THOMAS

MATTSON FARMS
HERB MATTSON
1274 US HWY 24
COLBY, KS 67701-9533
(785) 586-2313

WB4523

BUTLER

WIEBE FARMS INC
GORDON WIEBE
12627 NW PRAIRIE CREEK RD
WHITEWATER, KS 67154
(316) 799-2866

THOMAS

MATTSON FARMS
HERB MATTSON
1274 US HWY 24
COLBY, KS 67701-9533
(785) 586-2313

WICHITA

HORTON FARMS INC
KEN HORTON
1344 S COUNTY RD 21
LEOTI, KS 67861
(620) 214-1460

WALLACE

E & H FARMS INC
ERIC PURVIS
PO BOX 175
WESKAN, KS 67762
(785) 943-5406, (785) 943-5386

COWLEY

RAY LEE FARMS, ANDREW LEE
5374 132ND RD
WINFIELD, KS 67156
(620) 218-2500, (620) 221-3541

WALLACE

E & H FARMS INC
ERIC PURVIS
PO BOX 175
WESKAN, KS 67762
(785) 943-5406, (785) 943-5386

WB4632

BUTLER

WIEBE FARMS INC
GORDON WIEBE
12627 NW PRAIRIE CREEK RD
WHITEWATER, KS 67154
(316) 799-2866

INTRODUCING THE DT SERIES TRAILER
DELUXE TENDERING - DUAL TANK - DIRECT TRANSPORT



WB4699**COWLEY**

RAY LEE FARMS
ANDREW LEE
5374 132ND RD
WINFIELD, KS 67156
(620) 218-2500, (620) 221-3541

DICKINSON

PHILLIPS SEED FARMS INC
JORDAN HUGGANS
980 HWY 15
HOPE, KS 67451-2393
(785) 949-2204

HARVEY

MID-KANSAS COOPERATIVE
LANE ALLISON
1066 COMANCHE RD
INMAN, KS 67546
(620) 585-6649

MEADE

EDIGER AG LLC
DARWIN EDIGER
23215 U RD
MEADE, KS 67864
(620) 338-2224

OSBORNE

STAR SEED INC., BRAD DILL
PO BOX 228
OSBORNE, KS 67473
(785) 346-5447

RENO

KAUFFMAN SEEDS, DUSTIN MILLER
9218 S HALSTEAD ST
HUTCHINSON, KS 67501
(620) 465-2245

SUMNER

DEVLIN SEED LLC
ANDREW DEVLIN
1044 W 80TH AVE N
CONWAY SPRINGS, KS 67031
(316) 303-7359

WASHINGTON

OHLDE SEED FARMS
SHANE OHLDE
1577 4TH RD
PALMER, KS 66962
(785) 692-4555

WB4733CLP**SHERMAN**

WHEATRIDGE FARMS LTD
MELVIN & MIKE SIECK
3090 RD 68
EDSON, KS 67733
(785) 694-3737, (785) 694-2479

WB4739AX**OKLAHOMA**

SCHUPBACH SEED CO
MATTHEW SCHUPBACH
52082 MCCLAIN RD
ALVA, OK 73717
(580) 829-2007

RENO

BURLING MILLS INC
WALTER BURLING
13215 S PARTRIDGE RD
PARTRIDGE, KS 67566
(620) 567-2421

SHERMAN

WHEATRIDGE FARMS LTD
MELVIN & MIKE SIECK
3090 RD 68
EDSON, KS 67733
(785) 694-3737, (785) 694-2479

WB4792**MEADE**

EDIGER AG LLC
DARWIN EDIGER
23215 U RD
MEADE, KS 67864
(620) 338-2224

NESS

BAER & NICHEPOR FARMS
ALEX NICHEPOR
17282 T RD
NESS CITY, KS 67560
(785) 798-2575

OKLAHOMA

SCHUPBACH SEED CO
MATTHEW SCHUPBACH
52082 MCCLAIN RD
ALVA, OK 73717
(580) 829-2007

SEWARD

HATCHER AGCORE
WILL HATCHER
8995 RD 26
SATANTA, KS 67870
(620) 629-0533

SHERMAN

WHEATRIDGE FARMS LTD
MELVIN & MIKE SIECK
3090 RD 68
EDSON, KS 67733
(785) 694-3737, (785) 694-2479

THOMAS

MATTSON FARMS
HERB MATTSON
1274 US HWY 24
COLBY, KS 67701-9533
(785) 586-2313

WALLACE

E & H FARMS INC
ERIC PURVIS
PO BOX 175
WESKAN, KS 67762
(785) 943-5406, (785) 943-5386

WICHITA

HORTON FARMS INC
KEN HORTON
1344 S COUNTY RD 21
LEOTI, KS 67861
(620) 214-1460

WHISTLER**GOVE**

LUNDGREN SEED & SUPPLY
LARRY J. LUNDGREN
3633 COUNTY RD I
GOVE, KS 67736
(785) 938-4404

**KS BILL SNYDER**

Kansas Wheat Commission Research Foundation (KWCRF) is working to support wheat farmers while honoring legendary football coach, **Bill Snyder**.



"I've always had a great appreciation for the wheat community, what they've meant to the state of Kansas, what they've meant to the world." -Bill Snyder

OSTMEYER FARMS SEED
TERRY OSTMEYER
3461 HWY 40
GRINNELL, KS 67738
(785) 673-6348

GRAY
WILLIAMS & SONS INC
ORVILLE L WILLIAMS
11304 BB RD
MONTEZUMA, KS 67867
(620) 846-0260, (620) 846-2580

HAMILTON
JL FARMS
JESS SCHWIETERMAN
BOX 242
SYRACUSE, KS 67878
(620) 384-4240

LANE
EHMKE SEED
VANCE AND LOUISE EHMKE
74 WEST RD 130
HEALY, KS 67850
(620) 397-2350

RICE
RICKER SEEDS LLC
MARK RICKER
565 AVE N
RAYMOND, KS 67573
(620) 562-7755

STANTON
DAVID WALKER FARMS
DAVID T WALKER
PO BOX 724
JOHNSON, KS 67855
(620) 492-2506

WINTERHAWK

KIOWA
GAMBLE FARMS LLC
KI AND KIM GAMBLE
16134 30TH AVE
GREENSBURG, KS 67054
(620) 723-2637

MEADE
EDIGER AG LLC
DARWIN EDIGER
23215 U RD
MEADE, KS 67864
(620) 338-2224

STANTON
SIPES SEED SALES INC
JIM SIPES
12894 SOUTH RD X
MANTER, KS 67862
(620) 493-4693

ZENDA

HARVEY
CLAASSEN FARMS
DWIGHT CLAASSEN
3003 E 1ST
NEWTON, KS 67114
(316) 993-6500

WILDCAT AGRI SERVICE
MICHAEL MCGINN
1123 W 4TH
SEDGWICK, KS 67135
(316) 772-5050

LABETTE
MATHES FARMS LLC
BRENT MATHES
1635 2000 RD
BARTLETT, KS 67332-9322
(620) 226-3378

RENO
GREENBUSH SEED & SUPPLY INC
DURANGO SCHMIDT
PO BOX 661, 315 S ADAMS
HUTCHINSON, KS 67504-0661
(620) 662-6659

RILEY
KSU FOUNDATION SEED
ADDIE CLARY
2200 KIMBALL AVENUE
MANHATTAN, KS 66502
(785) 532-6115

SEDGWICK
WETTA FARMS, LLC
BRIAN WETTA & ANDY BRAND
2855 N 263RD ST W
ANDALE, KS 67001
(316) 841-7333

WHEAT - HWW

JOE

NESS
BAER & NICHEPOR FARMS
ALEX NICHEPOR
17282 T RD
NESS CITY, KS 67560
(785) 798-2575

SCOTT
SUPPES FARMS
RONALD SUPPES
17 E. HWY 96
DIGHTON, KS 67839
(620) 874-4171

STANTON
DAVID WALKER FARMS
DAVID T WALKER
PO BOX 724
JOHNSON, KS 67855
(620) 492-2506

SIPES SEED SALES INC
JIM SIPES
12894 SOUTH RD X
MANTER, KS 67862
(620) 493-4693

SUMNER
GREG TUREK
792 W 175TH STREET S
CALDWELL, KS 67022
(620) 845-4039, (620) 845-6505

WALLACE
MAI FARMS INC.
WILLIAM MAI
2160 FIELD RD
SHARON SPRINGS, KS 67758-5729
(785) 821-1689

KS BIG BOW

NESS
BAER & NICHEPOR FARMS
ALEX NICHEPOR
17282 T RD
NESS CITY, KS 67560
(785) 798-2575

VARIETIES FOR EVERY ACRE



CONVENTIONAL VARIETIES

HARD RED WINTER



HARD WHITE WINTER



SEMI-SOLID VARIETIES



(970) 449 - 6994

WWW.PLAINGOLD.COM



@PLAINGOLD

RILEY

KSU FOUNDATION SEED
ADDIE CLARY
2200 KIMBALL AVENUE
MANHATTAN, KS 66502
(785) 532-6115

SCOTT

SUPPES FARMS
RONALD SUPPES
17 E. HWY 96
DIGHTON, KS 67839
(620) 874-4171

STANTON

DAVID WALKER FARMS
DAVID T WALKER
PO BOX 724
JOHNSON, KS 67855
(620) 492-2506

SIPES SEED SALES INC

JIM SIPES
12894 SOUTH RD X
MANTER, KS 67862
(620) 493-4693

WALLACE

MAI FARMS INC.
WILLIAM MAI
2160 FIELD RD
SHARON SPRINGS, KS 67758-5729
(785) 821-1689

WICHITA

HORTON FARMS INC
KEN HORTON
1344 S COUNTY RD 21
LEOTI, KS 67861
(620) 214-1460

KS SILVERADO**RENO**

PEIRCE FARMS INC
CAMERON S PEIRCE
6009 W RED ROCK RD
HUTCHINSON, KS 67501
(620) 727-1207

SCOTT

SUPPES FARMS
RONALD SUPPES
17 E. HWY 96
DIGHTON, KS 67839
(620) 874-4171

WALLACE

MAI FARMS INC.
WILLIAM MAI
2160 FIELD RD
SHARON SPRINGS, KS 67758-5729
(785) 821-1689

LCS WHITE LIGHTNING**STANTON**

DAVID WALKER FARMS
DAVID T WALKER
PO BOX 724
JOHNSON, KS 67855
(620) 492-2506

BARLEY**LCS CALYPSO****MORRIS**

TISCHHAUSER SEEDS INC
CHAD TISCHHAUSER
2048 Q AVE
WILSEY, KS 66873
(785) 497-2888

LCS ODYSSEY**MORRIS**

TISCHHAUSER SEEDS INC
CHAD TISCHHAUSER
2048 Q AVE
WILSEY, KS 66873
(785) 497-2888

THUNDER**MORRIS**

TISCHHAUSER SEEDS INC
CHAD TISCHHAUSER
2048 Q AVE
WILSEY, KS 66873
(785) 497-2888

TRITICALE**841446398****OSBORNE**

STAR SEED INC.
BRAD DILL
PO BOX 228
OSBORNE, KS 67473
(785) 346-5447

SCOTT

PRECISION AG & SEED SERV LLC
BRIAN VULGAMORE
1550 W RD 70
SCOTT CITY, KS 67871
(620) 872-5242

946802617**SCOTT**

PRECISION AG & SEED SERV LLC
BRIAN VULGAMORE
1550 W RD 70
SCOTT CITY, KS 67871
(620) 872-5242

FORAGE FX 1001**NEBRASKA**

GREEN COVER SEED
KEITH BERNIS
918 ROAD X
BLADEN, NE 68928
(402) 469-6784, (402) 756-1094

NE422T**LANE**

EHMKE SEED
VANCE AND LOUISE EHMKE
74 WEST RD 130
HEALY, KS 67850
(620) 397-2350

NE441T**LANE**

EHMKE SEED
VANCE AND LOUISE EHMKE
74 WEST RD 130
HEALY, KS 67850
(620) 397-2350

SY TF 813**HODGEMAN**

SELFRIDGE SEED SERVICE
TYLER SELFRIDGE
29506 234 RD
BURDETT, KS 67523
(620) 804-9308, (620) 525-6562

NEBRASKA

GREEN COVER SEED
KEITH BERNIS
918 ROAD X
BLADEN, NE 68928
(402) 469-6784, (402) 756-1094

OSBORNE

STAR SEED INC.
BRAD DILL
PO BOX 228
OSBORNE, KS 67473
(785) 346-5447

OATS**GOLIATH****REPUBLIC**

POLANSKY SEED INC
CHRISTIAN TIPTON
BOX 306, 2729 M STREET
BELLEVILLE, KS 66935
(785) 527-2271

SD BUFFALO**REPUBLIC**

POLANSKY SEED INC
CHRISTIAN TIPTON
BOX 306, 2729 M STREET
BELLEVILLE, KS 66935
(785) 527-2271

WHEAT - SRW**WB2545****CRAWFORD**

DELANGE SEED HOUSE INC
DARRIN DELANGE
PO BOX 7
GIRARD, KS 66743
(620) 724-6223

CANOLA**HYCLASS225W****RILEY**

KSU FOUNDATION SEED
ADDIE CLARY
2200 KIMBALL AVENUE
MANHATTAN, KS 66502
(785) 532-6115

SUREFIRE**RILEY**

KSU FOUNDATION SEED
ADDIE CLARY
2200 KIMBALL AVENUE
MANHATTAN, KS 66502
(785) 532-6115

WHEAT - SPRING**WB9303****SHERMAN**

WHEATRIDGE FARMS LTD
MELVIN & MIKE SIECK
3090 RD 68
EDSON, KS 67733
(785) 694-3737, (785) 694-2479

RYE**ELBON****BARTON**

AMERICAN PLAINS COOP
PAYTON MAULER
PO BOX 68
GREAT BEND, KS 67530
(620) 793-3531

QUALITY ASSURANCE

NON-CERTIFIED VARIETIES
FIELD INSPECTED BY KCIA

DE2001192**LABETTE**

FALKENSTIEN SEED
RICH FALKENSTIEN
8080 PRATT RD
OSWEGO, KS 67356-8749
(620) 423-1796
SOFT RED WINTER WHEAT

MATHES FARMS LLC

BRENT MATHES
1635 2000 RD
BARTLETT, KS 67332-9322
(620) 226-3378
SOFT RED WINTER WHEAT

GB206**RENO**

GREENBUSH SEED & SUPPLY INC
DURANGO SCHMIDT
PO BOX 661, 315 S ADAMS
HUTCHINSON, KS 67504-0661
(620) 662-6659
SOFT RED WINTER WHEAT

L12024**LABETTE**

FALKENSTIEN SEED
RICH FALKENSTIEN
8080 PRATT RD
OSWEGO, KS 67356-8749
(620) 423-1796
SOFT RED WINTER WHEAT



HORTON SEED SERVICES

Leoti, KS

**LET US HELP
YOU GROW
YOUR BEST
CROP!**

ALEC: 620-214-2417
RICK: 620-874-0331
KEN: 620-214-1460
MATT: 620-214-1070

www.hortonseedservices.com
hortonseedservices@gmail.com

2024 CERTIFIED SEED WHEAT VARIETIES

WB4347

NEW - CSO

WB4422

CSO

WB4595

CSO

WB4792

CSO

KWA BIG BOW

CSO

Contact us to learn about the different treatment options available.

2024 KCIA APPROVED CONDITIONER LIST

P: PORTABLE CLEANER

OUT OF STATE

| | | |
|---------------------------------------|---|--------------------------------|
| P GRAIN CONDITIONING 2 INC..... | 11065 MCDONALD AVE, CONIFER, CO 80433..... | (724) 650-5774 |
| P PORTER SEED CLEANING FARMS INC..... | 2117 HALEIGH DR, STUTTGART, AR 72160..... | (870) 241-3516 |
| P SPLITTER FARMS..... | 9569 US HIGHWAY 385, SHERIDAN LAKE, CO 81071..... | (719) 729-3567 |
| P ERIC TITUS, LLC..... | 267662 E COUNTY RD 52, RINGWOOD, OK 73768..... | (580) 227-5056 |
| P LISKO SEED CLEANING..... | PO BOX 592, FOUKE, AR 71837..... | (501) 606-6064, (903) 826-7638 |
| P FERDA PORTABLE SEED CLEANING..... | PO BOX 142, MEDFORD, OK 73759..... | (580) 716-5008 |
| P THE PACHNER OUTFIT..... | 900 S CHARLES ST, SHATTUCK, OK 73858..... | (580) 273-5094 |

NORTHWEST

| | | |
|---------------------------------------|---|--------------------------------|
| LUNDEGREN SEED & SUPPLY..... | 3633 COUNTY RD I, GOVE, KS 67736..... | (785) 938-4404 |
| WHEATRIDGE FARMS LTD..... | 3090 RD 68, EDSON, KS 67733..... | (785) 694-3737, (785) 694-2479 |
| MAY FAMILY FARMS INC..... | 1896 100TH RD, OBERLIN, KS 67749..... | (785) 475-7065, (785) 475-3369 |
| MAI FARMS INC..... | 2160 FIELD RD, SHARON SPRINGS, KS 67758-5729..... | (785) 821-1689, |
| P PLAINSMEN SEED..... | 1364 350TH AVE, PALCO, KS 67657..... | (785) 737-2145 |
| P AAA VIDAS MOBILE SEED CLEANING..... | W7788 E EDGEWOOD RD, TOMAHAWK, WI 54487..... | (409) 795-0123 |
| MATTSON FARMS..... | 1274 US HWY 24, COLBY, KS 67701-9533..... | (785) 586-2313 |
| GT SEEDS LLC..... | PO BOX 942, COLBY, KS 67701..... | (785) 443-1053 |

SOUTHWEST

| | | |
|----------------------------------|--|--------------------------------|
| P MIDWEST SEED CLEANING LLC..... | 485 CR 14, MINNEOLA, KS 67865..... | (620) 338-4910 |
| GROTH SEED & GRAIN..... | 1857 ROAD HH, SATANTA, KS 67870..... | (620) 649-2560 |
| NUTRIEN AG SOLUTIONS..... | PO BOX 636, GARDEN CITY, KS 67846..... | (620) 275-2359 |
| P AMERIN SEED CONDITIONING..... | 15365 RD 4, LIBERAL, KS 67901..... | (620) 626-7905 |
| BAER & NICHEPOR FARMS..... | 17282 T RD, NESS CITY, KS 67560..... | (785) 798-2575 |
| SELFRIDGE SEED SERVICE..... | 29506 234 RD, BURDETT, KS 67523..... | (620) 804-9308, (620) 525-6562 |
| SHARP BROS SEED CO..... | 1005 S SYCAMORE, HEALY, KS 67850..... | (620) 398-2231 |
| SIPES SEED..... | DEER PARK LANE, MANTER, KS 67862..... | (620) 493-4791 |
| P LOBMEYER SEED FARMS INC..... | 14470 S RD 14, GARDEN CITY, KS 67846..... | (620) 272-6839, (620) 275-5848 |
| SIPES SEED SALES INC..... | 12894 SOUTH RD X, MANTER, KS 67862..... | (620) 493-4693 |
| LEOTI AG SUPPLY..... | 707 S 4TH, LEOTI, KS 67861..... | (620) 375-2301 |
| KRAMER SEED FARMS..... | PO BOX K, HUGOTON, KS 67951..... | (620) 544-4330 |
| P EDIGER AG LLC..... | 23215 U RD, MEADE, KS 67864..... | (620) 338-2224 |
| P JL FARMS..... | BOX 242, SYRACUSE, KS 67878..... | (620) 384-4240 |
| P RAM FARMS INC..... | 1328 S. COUNTY RD 21, LEOTI, KS 67861..... | (620) 874-0331 |
| P WATSON SEED SERVICE..... | PO BOX 724, SUBLETTE, KS 67877..... | (620) 675-2356, (620) 675-8342 |

NORTH CENTRAL

| | | |
|---------------------------------|---|--------------------------------|
| IRON HORSE FARM..... | PO BOX 103, GALVA, KS 67443..... | (620) 654-3907, (620) 628-4716 |
| P HOSIE SEED CLEANING..... | 622 W 6TH STREET, CONCORDIA, KS 66901..... | (785) 643-4549 |
| KIPPER SEED FARMS..... | 308 LARK RD, JAMESTOWN, KS 66948..... | (785) 439-6385 |
| MOLZAHN SEED FARMS INC..... | 764 E 1300 RD, AGRA, KS 67621-9715..... | (785) 476-2272 |
| STAR SEED INC..... | PO BOX 228, OSBORNE, KS 67473..... | (785) 346-5447 |
| POLANSKY SEED INC..... | BOX 306, 2729 M STREET, BELLEVILLE, KS 66935..... | (785) 527-2271 |
| RON FREDERKING ENT..... | 343 E KIOWA DR, SYLVAN GROVE, KS 67481-9159..... | (785) 526-7775 |
| TRINITY AG LLC..... | DRAWER A, SMITH CENTER, KS 66967..... | (785) 282-6813, (785) 543-2114 |
| PHILLIPS SEED FARMS INC..... | 205 E MAIN, ASSARIA, KS 67416..... | (785) 949-2204 |
| P SOLOMON RAPIDS SEED, INC..... | 1853 HOWARD LANE, BELOIT, KS 67420..... | (785) 738-5134 |
| TIMKEN SEED FARMS INC..... | 206 N RAILROAD AVE, TIMKEN, KS 67575..... | (785) 355-2285 |
| PHILLIPS SEED FARMS INC..... | 333 N 30TH RD, BOX 44, TESCOTT, KS 67484..... | (785) 283-4734 |

SOUTH CENTRAL

| | | |
|------------------------------------|--|--------------------------------|
| JACQUES FARMS INC..... | 2216 W LAKE CABLE RD, HUTCHINSON, KS 67501..... | (620) 960-3270 |
| P KAUFFMAN SEEDS..... | 9218 S HALSTEAD ST, HUTCHINSON, KS 67501..... | (620) 465-2245 |
| BURLING MILLS INC..... | 13215 S PARTRIDGE RD, PARTRIDGE, KS 67566..... | (620) 567-2421 |
| P MID-KANSAS COOPERATIVE..... | 1066 COMANCHE RD, INMAN KS 67546..... | (620) 585-6649 |
| CONRARDY SEEDS..... | 8948 SW 100TH AVE, SPIVEY, KS 67142-9104..... | (620) 532-5508, (620) 243-6075 |
| FARMERS CO-OPERATIVE GRAIN CO..... | PO BOX 26, ABBYVILLE, KS 67510..... | (620) 286-5201 |
| P G W SEED CLEANING INC..... | 406 S KANSAS CT, CONWAY SPRINGS, KS 67031..... | (620) 338-5909 |
| P BOYD SEED FARMS, INC..... | 12001 NW SPRING CREEK RD, MEDICINE LODGE, KS 67104-8351..... | (620) 243-2584 |
| P YODER SEED CLEANING..... | 15006 W IRISH CREEK RD, ARLINGTON, KS 67514..... | (620) 538-2075 |
| MILLER SEED FARMS, LLC..... | 13610 W ILLINOIS AVE, PARTRIDGE, KS, 67566..... | (620) 567-3125 |
| GREENBUSH SEED & SUPPLY INC..... | PO BOX 661, 315 S ADAMS, HUTCHINSON, KS 67504-0661..... | (620) 662-6659 |
| CENTRAL PRAIRIE CO-OP..... | NO #1 NICKERSON AVE, PO BOX 6, NICKERSON, KS 67561..... | (620) 422-3485 |

EAST

| | | |
|--------------------------------|--|--------------------------------|
| HAMON SEED FARMS INC..... | 5557 190TH ST, VALLEY FALLS, KS 66088-5017..... | (785) 640-9317 |
| BEACHNER GRAIN INC..... | 2600 FLYNN DRIVE, PARSONS, KS 67357..... | (620) 820-8600 |
| BLANKENSHIP SEEDS..... | 1697 82ND RD, UDALL, KS 67146-9440..... | (620) 782-3443 |
| BONTRAGER SEED CLEANING..... | 1684 19000 RD, PARSONS, KS 67357..... | (620) 423-4499 |
| DANIELS FARMS LLC..... | 2145 CR 5600, ELK CITY, KS 67344..... | (620) 627-2242 |
| BUNCK SEED FARMS INC..... | 1954 130TH ST, EVEREST, KS 66424..... | (785) 548-7443, (785) 548-7308 |
| DELANGE SEED HOUSE INC..... | PO BOX 7, GIRARD, KS 66743..... | (620) 724-6223 |
| LECLAIR SEED..... | 102 BERRY STREET, CLIFTON, KS 66937..... | (785) 455-2100 |
| MCCLUNG BROTHERS..... | 20634 31ST RD, WINFIELD, KS 67156..... | (620) 221-4467 |
| OTTAWA CO-OP ASSN..... | PO BOX 680, OTTAWA, KS 66067..... | (785) 242-5170 |
| SEK SEE CLEAN INC..... | PO BOX 117, THAYER, KS 66776..... | (620) 839-5256 |
| SMITH FARM & SEED INC..... | 1500 NE HWY 400, CHEROKEE, KS 66724..... | (620) 238-1326 |
| P SPIELMAN & SON SEED LLC..... | 33869 TOWER ROAD, ARKANSAS CITY, KS 67005..... | (580) 761-0440 |
| TISCHHAUSER SEEDS INC..... | 2048 Q AVE, WILSEY, KS 66873..... | (785) 497-2888 |
| SYLVESTER RANCH INC..... | 1906 KINGMAN RD, OTTAWA, KS 66067..... | (785) 242-3598 |
| TAYLOR SEED FARMS..... | 2467 HWY 7, WHITE CLOUD, KS 66094..... | (785) 595-3236 |
| P TRIPLE D SEED..... | 2414 CR 5700, COFFEYVILLE, KS 67337..... | (620) 251-2100 |
| WIEBE FARMS INC..... | 12627 NW PRAIRIE CREEK RD, WHITEWATER, KS 67154..... | (316) 799-2866 |
| PHILLIPS SEED FARMS INC..... | 980 HWY 15, HOPE, KS 67451-2393..... | (785) 949-2204 |
| OHLEDE SEED FARMS..... | 1577 4TH RD, PALMER, KS 66962..... | (785) 692-4555 |



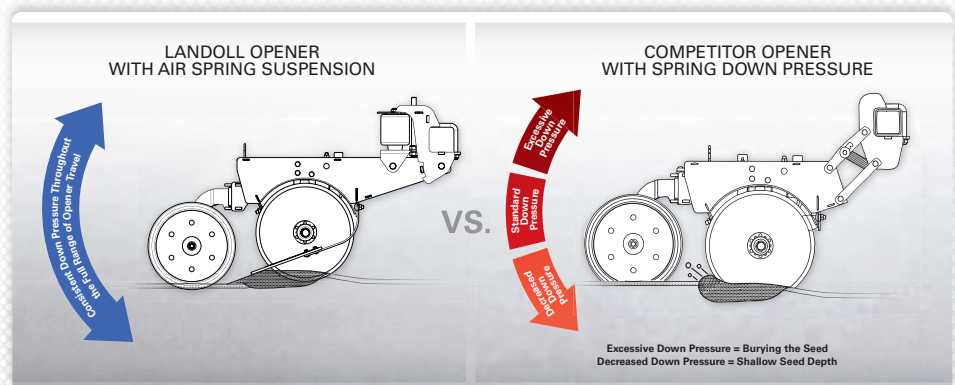
PRECISION SEEDING EVERY PASS

ENGINEERED TO OPTIMIZE YIELDS THROUGHOUT THE HIGH PLAINS

Many producers are making the switch to Landoll quality with the versatility to precisely plant high yielding primary crops. The Landoll 5000 Series Drills are known for superior seeding accuracy in rolling ground typically found on the plains. Achieving record yield requires the accuracy of the exclusive Fluted Seed Meter and the industry's first Pneumatic Down Pressure opener system. From 10' through 50' widths, the ruggedly built Landoll 5000 Series Drills deliver box drill affordability with unmatched high plains standability.



[Watch the Video here](#)



Call us for more information or visit us online at www.Landoll.com

Revolutionary Seeding Solutions Start Here.

Unleash superior seeding performance with the Great Plains Box Drill Lineup.



New BD7410 Narrow-Transport Drill




BD7600 Min-Till Drill

Revolutionize your operation with the **BD7600 Min-Till Drill** — renowned for its large capacity, seeding consistency, and innovative technology, like DrillCommand® — or with the **all-new 13' BD7410** that transports under 10' for easy maneuverability.



New Great Plains Ag App

Manage your fleet seamlessly with free, 24/7 access to calibration videos, manuals, and more.



Visit your local Great Plains dealer or GreatPlainsAg.com to learn more.

